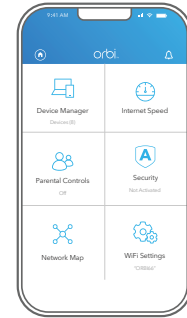
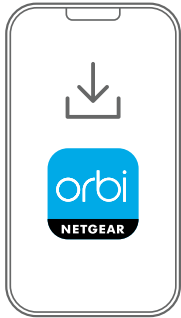


Let's get started



1. Download

On your mobile phone, download the Orbi app and follow the setup instructions.

2. Secure

Tap the **Security** icon in your Orbi app to verify that NETGEAR Armor™ is activated.


Your Orbi comes with NETGEAR Armor cybersecurity. Armor blocks online threats like hackers and phishing attempts on your devices.

3. Explore

Check out everything you can do on the Orbi app! Pause the Internet, run a speed test, set smart parental controls, and more.

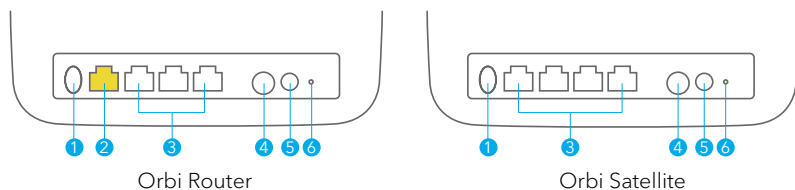
Contents

The number of items in your package depends on which Orbi WiFi system you purchased.



Overview

The number of Ethernet ports vary by Orbi model.



- 1 Sync Button
- 2 Internet Port
- 3 Ethernet Ports
- 4 Power Button
- 5 Power Connector
- 6 Reset Button

Support and Community

Visit netgear.com/support to get your questions answered and access the latest downloads.

You can also check out our NETGEAR Community for helpful advice at community.netgear.com.

NETGEAR®

NETGEAR, Inc.
350 East Plumeria Drive
San Jose, CA 95134, USA

© NETGEAR, Inc., NETGEAR and the NETGEAR Logo are trademarks of NETGEAR, Inc. Any non-NETGEAR trademarks are used for reference purposes only.

NETGEAR INTERNATIONAL LTD
Floor 1, Building 3,
University Technology Centre
Curraheen Road, Cork,
T12EF21, Ireland

June 2019



201-25424-01

Si ce produit est vendu au Canada, vous pouvez accéder à ce document en français canadien à <http://downloadcenter.netgear.com/other/>.

(If this product is sold in Canada, you can access this document in Canadian French at <http://downloadcenter.netgear.com/other/>.)

For regulatory compliance information including the EU Declaration of Conformity, visit <https://www.netgear.com/about/regulatory/>.

See the regulatory compliance document before connecting the power supply.