

SAMSUNG Galaxy A11 | A21

Unlocked¹

Quick Reference Guide



Printed in Korea
GH68-52168A

Samsung Care

Samsung Premium Care

Pick the time and place and a team member will meet you to set up, troubleshoot, repair, or replace your product.

Visit [Samsung.com/us/support/premium-care](https://www.samsung.com/us/support/premium-care) to enroll.

Get to know your product

Visit [Samsung.com/us/support](https://www.samsung.com/us/support) or download the Samsung Members app



Contact us

Questions?

Visit us.community.samsung.com

Get Support

Call 1.800.SAMSUNG

Service locations

Find a service location near you at [Samsung.com/us/support/service/locations](https://www.samsung.com/us/support/service/locations)

Learn more

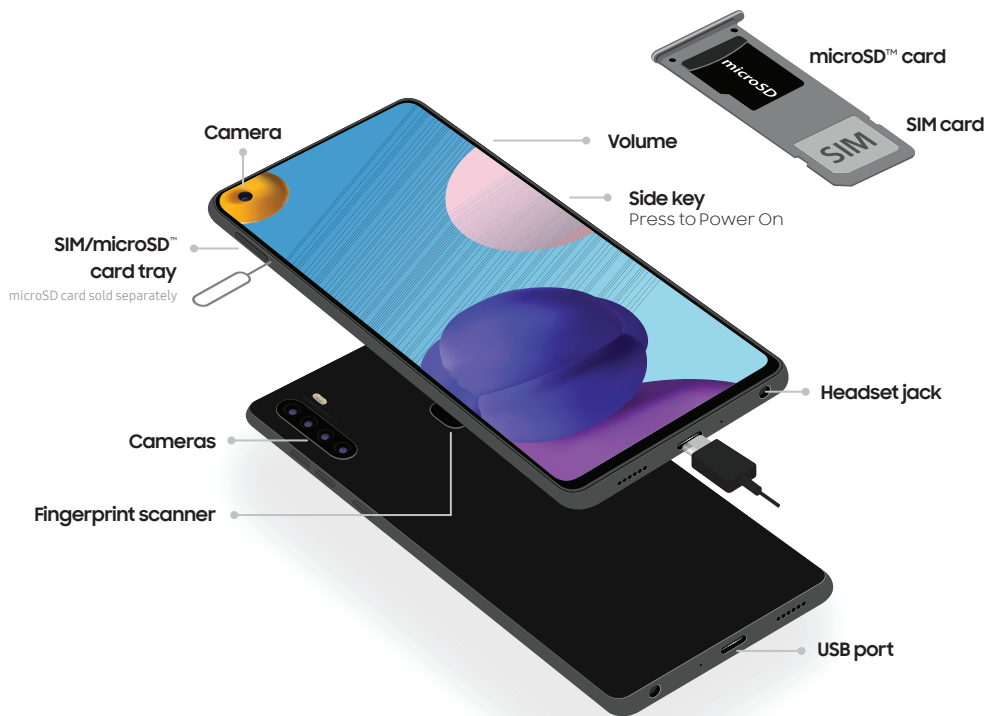


Settings



Help

About your phone



Samsung account

Get the most out of your phone by setting up your Samsung account.

You can sign in to an existing Samsung account, create an account, or sign up with an existing Google account.

Once your account is setup, you can

- Schedule repairs
- Back up your phone
- Restore your phone and more

Settings

Accounts and backup

Accounts

Add account

Samsung account

For more information

[Samsung.com/us/support/account](https://www.samsung.com/us/support/account)

Use only Samsung approved charging devices and accessories. Some SIM cards may be pre-installed.

Switching made simple

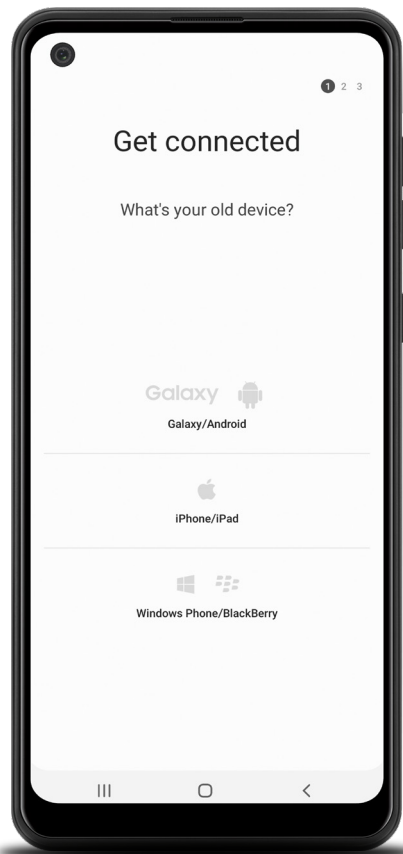
Whether you are coming from an iOS or Android platform, you can easily transfer your data with Smart Switch.

Back up your old phone

Back up your old phone using your favorite back up app.

Samsung Smart Switch

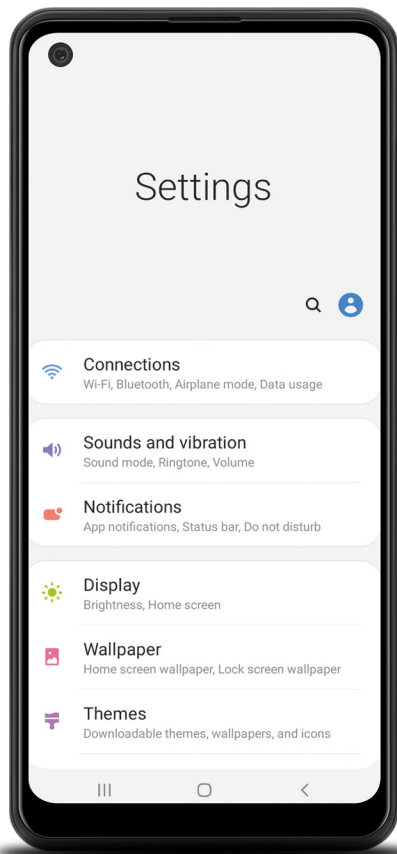
1. From your new Galaxy device, tap **Settings > Accounts and backup > Smart Switch**.
2. Tap **Receive data**.
3. Select your old device type.
4. Tap **Cable** (Android) or **Wireless** (Android and iOS) and follow the prompts to connect your phones.



For more information
[Samsung.com/us/smart-switch](https://samsung.com/us/smart-switch)

Customize

Tap **Settings** to personalize your phone.



Essential apps

Google Duo

Simple, high quality video calling for smartphones, tablets, computers and smart displays.

Google Photos

Store and back up your photos and videos automatically to your Google Account with Google Photos™.

Google Drive

Store, share and access your files from any device.

For more information

Google Duo: duo.google.com
Google Photos: support.google.com/photos
Google Drive: support.google.com/drive

¹Wireless voice, data and messaging services compatible with most major U.S. GSM and CDMA networks. Visit www.samsung.com for more information on your device. Support for certain features and services such as VoWiFi and hotspot, vary by wireless service provider. See provider for compatibility details.

©2020 Samsung Electronics America, Inc. Samsung and Galaxy A are both trademarks of Samsung Electronics Co., Ltd. Other company and product names mentioned herein may be trademarks of their respective owners. Screen images simulated. Appearance of phone may vary. Images shown are for reference only.