

SAMSUNG Galaxy S20 5G Galaxy S20+ 5G Galaxy S20 Ultra 5G



Quick Reference Guide

Samsung Care

Samsung Premium Care

Pick the time and place and a team member will meet you to set up, troubleshoot, repair, or replace your product. Visit [Samsung.com/us/support/premium-care](https://www.samsung.com/us/support/premium-care) to enroll.

Get to know your product

Visit [Samsung.com/us/support](https://www.samsung.com/us/support) or download the Samsung Members app



Contact us

Questions?
Visit [us.community.samsung.com](https://www.samsung.com/us/community) for questions

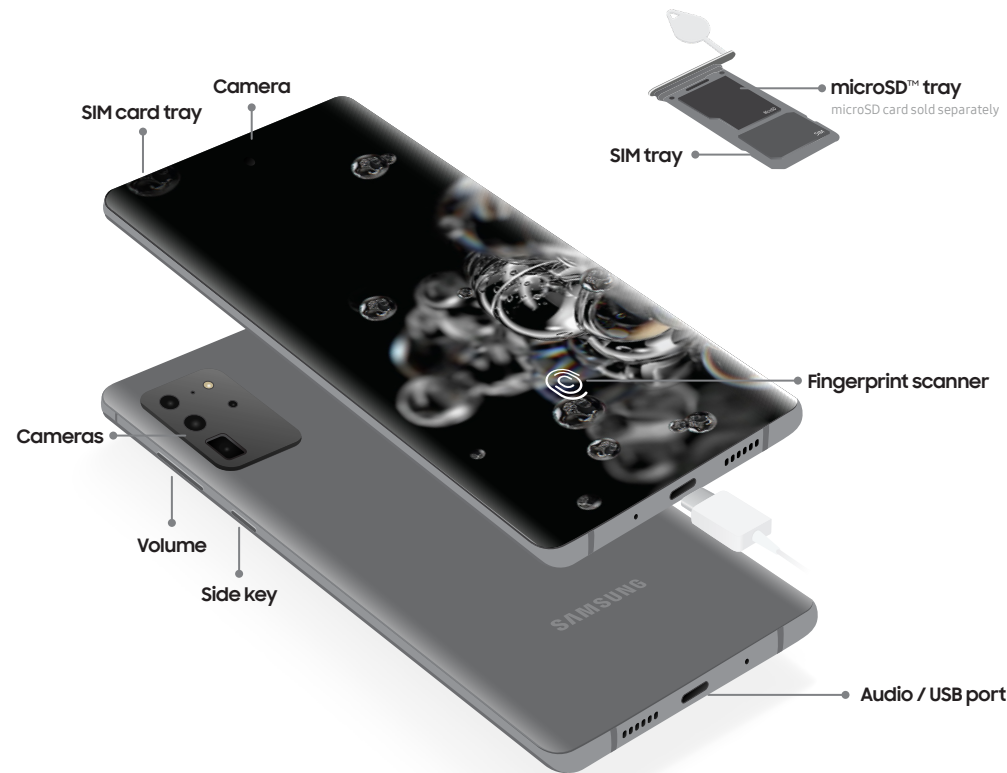
Get Support
Call 1.800.SAMSUNG for support

Service locations
Find a service location near you at [Samsung.com/us/support/service/locations](https://www.samsung.com/us/support/service/locations)

Learn more



About your phone



Use only Samsung approved charging devices and accessories.

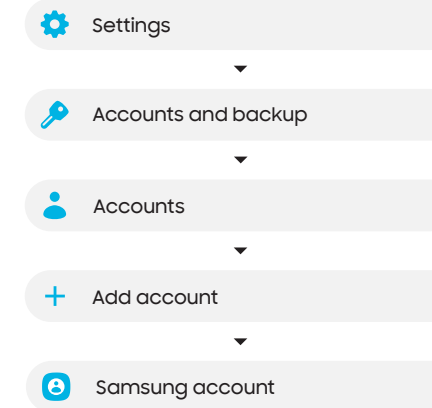
Samsung account

Get the most out of your phone, by setting up your Samsung account.

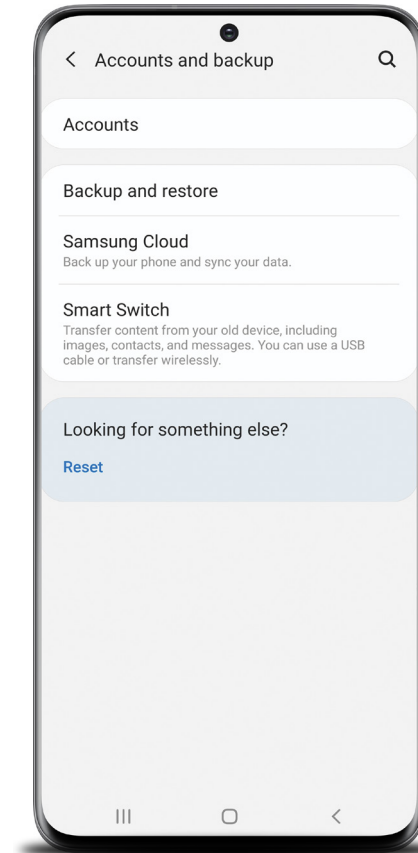
You can sign in to an existing Samsung account, create an account, or sign up with an existing Google account.

Once your account is setup, you can

- Set up your wallet with Samsung Pay
- Set up repair calls
- Back up your phone
- Restore your phone and more



For more information
[Samsung.com/us/support/account](https://www.samsung.com/us/support/account)



Don't lose a thing

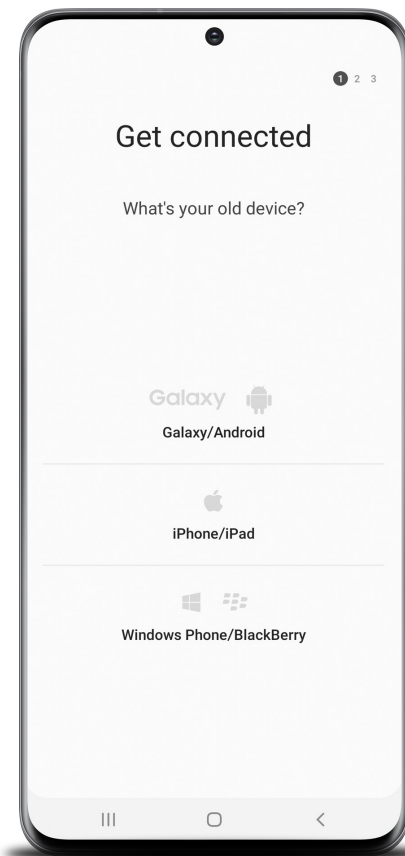
Whether you are coming from an iOS or Android platform, you can easily transfer your data with Smart Switch.

Back up your old phone

Backup your old phone using your favorite back up app.

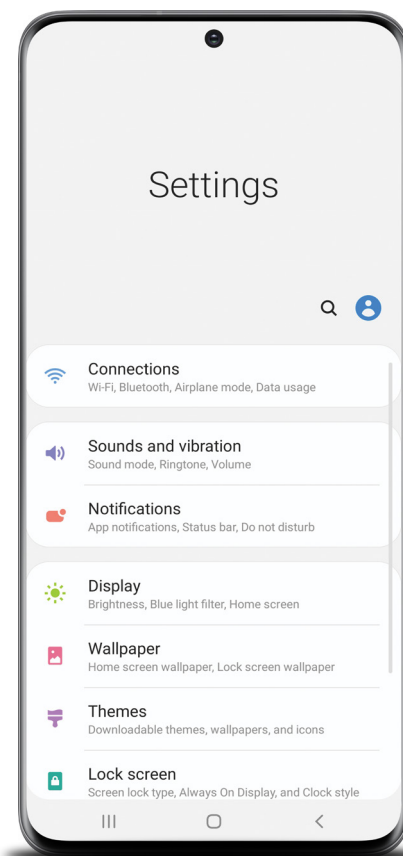
Samsung Smart Switch

1. From your new Galaxy device, tap **Settings > Accounts and backup > Smart Switch**.
2. Tap **Receive data**.
3. Tap **Cable** (Android) or **Wireless** (Android and iOS) and follow the prompts to connect your phones.




Customize

Tap **Settings** to customize your phone.



Essential apps

- Samsung Pay**
Introducing a better way to pay.
- Samsung Pass**
Say goodbye to forgotten passwords.
- Google Duo**
Simple, high quality video calling for smartphones, tablets, computers and smart displays.
- Google Photos**
Store and back up your photos and videos automatically to your Google Account with Google Photos™.
- Google Drive**
Store, share and access your files from any device.



Questions? Call us anytime at 1 (833) 244.6603

For more information
[Samsung.com/us/smart-switch](https://samsung.com/us/smart-switch)

For more information

Google Duo: duo.google.com
Google Photos: support.google.com/photos
Google Drive: support.google.com/drive

©2020 Samsung Electronics America, Inc.
Samsung and Galaxy S are both trademarks of Samsung Electronics Co., Ltd. Other company and product names mentioned herein may be trademarks of their respective owners.
Screen images simulated. Appearance of phone may vary. Images shown are for reference only.