



SAMSUNG Galaxy S20 5G Galaxy S20+ 5G Galaxy S20 Ultra 5G

Quick Reference Guide

Manage your account

 My Verizon Mobile app
Manage your account, track your usage, edit account information, pay your bill and more.

 International travel
For features and rates when outside the US, visit:
[Verizonwireless.com/solutions-and-services/international-travel/](https://www.verizonwireless.com/solutions-and-services/international-travel/)

 Customer service
Call 800.922.0204
Twitter @VZWSupport

 Download a User Guide from
[Verizonwireless.com/support](https://www.verizonwireless.com/support)

Samsung Care

Samsung Premium Care
Pick the time and place and a team member will meet you to set up, troubleshoot, repair, or replace your product. Visit [Samsung.com/us/support/premium-care](https://www.samsung.com/us/support/premium-care) to enroll.

Get to know your product
Visit [Samsung.com/us/support](https://www.samsung.com/us/support) or download the Samsung Members app



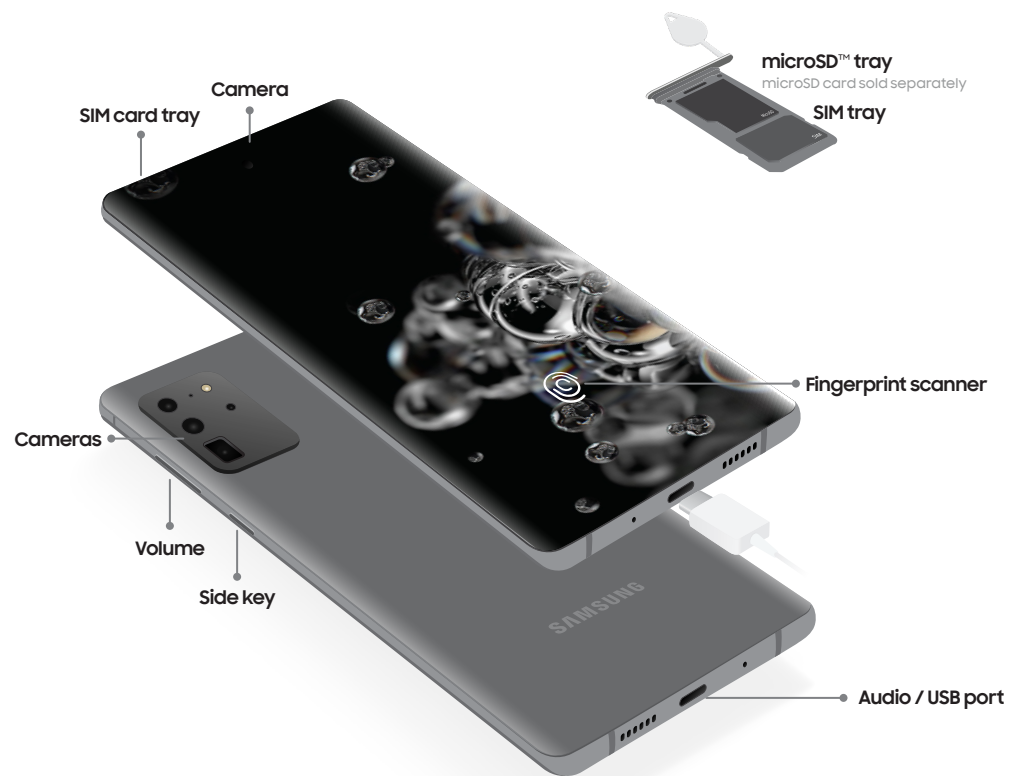
Contact us
Questions?
Visit [us.community.samsung.com](https://www.us.community.samsung.com) for questions

Get Support
Call 1.800.SAMSUNG for support

Service locations
Find a service location near you at
[Samsung.com/us/support/service/locations](https://www.samsung.com/us/support/service/locations)

Learn more
 Settings 

About your phone



Use only Samsung approved charging devices and accessories.

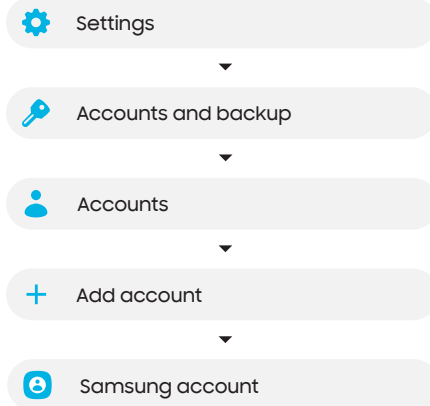
Samsung account

Get the most out of your phone, by setting up your Samsung account.

You can sign in to an existing Samsung account, create an account, or sign up with an existing Google account.

Once your account is setup, you can

- Use Samsung Pay
- Set up repairs
- Back up your phone
- Restore your phone and more



For more information
[Samsung.com/us/support/account](https://www.samsung.com/us/support/account)

Don't lose a thing

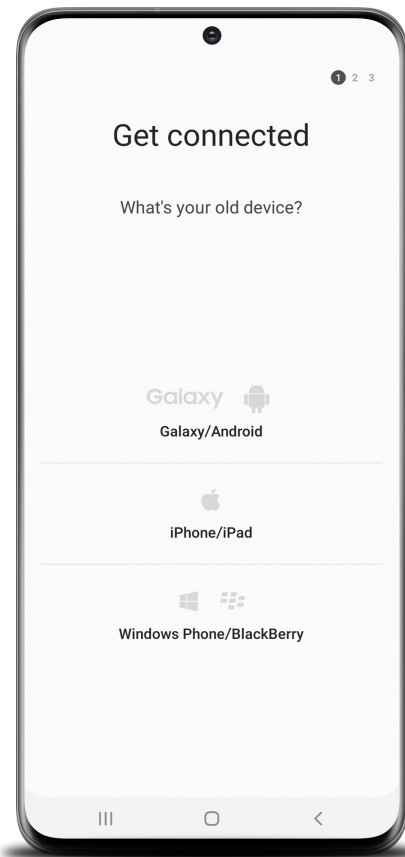
Whether you are coming from an iOS or Android platform, you can easily transfer your data with Smart Switch.

Back up your old phone

Back up your old phone using your favorite back up app.

Samsung Smart Switch

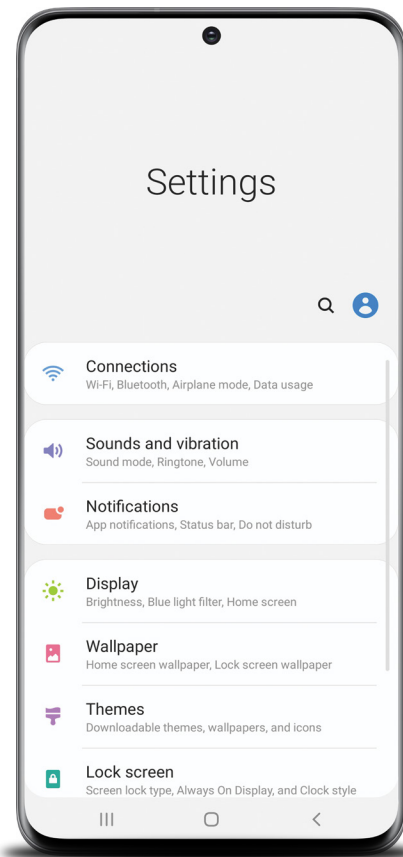
1. From your new Galaxy device, tap **Settings > Accounts and backup > Smart Switch**.
2. Tap **Receive data**.
3. Tap **Cable** (Android) or **Wireless** (Android and iOS) and follow the prompts to connect your phones.



For more information
[Samsung.com/us/smart-switch](https://samsung.com/us/smart-switch)

Customize

Tap **Settings** to personalize your phone.



Essential apps

- Pay** **Samsung Pay**
Introducing a better way to pay.
- Pass** **Samsung Pass**
Say goodbye to forgotten passwords.
- Duo** **Google Duo**
Simple, high quality video calling for smartphones, tablets, computers and smart displays.
- Google Photos**
Store and back up your photos and videos automatically to your Google Account with Google Photos™.
- Google Drive**
Store, share and access your files from any device.

For more information

Google Duo: duo.google.com
Google Photos: support.google.com/photos
Google Drive: support.google.com/drive


Additional information

Your wireless device and third-party services

Verizon Wireless is the mobile carrier associated with this wireless device, but many services and features offered through this device are provided by or in conjunction with third parties. Verizon Wireless is not responsible for your use of this device or any non-Verizon Wireless applications, services and products, including any personal information you choose to use, submit or share with others. Specific third-party terms and conditions, terms of use and privacy policies apply. Please review carefully all applicable terms, conditions and policies prior to using this wireless device and any associated application, product or service.

Hearing aid compatibility information

This phone has been tested and rated for use with hearing aids for some of the wireless technologies that it uses. However, there may be some newer technologies that have not been tested yet for use with hearing aids. It is important to try the different features of this phone thoroughly and in different locations, using your hearing aid or cochlear implant, to determine if you hear any interfering noise. Ask your service provider or the manufacturer of this phone for information on hearing aid compatibility. If you have questions about return or exchange policies, ask your service provider or phone retailer.



©2020 Samsung Electronics America, Inc. Samsung and Galaxy S are both trademarks of Samsung Electronics Co., Ltd. Android, Google, Google Play, and other marks are trademarks of Google LLC. Other company and product names mentioned herein may be trademarks of their respective owners. Screen images simulated. Appearance of phone may vary. Images shown are for reference only.