

# Quick Reference Guide

## SAMSUNG Galaxy Tab A7

### Samsung Care

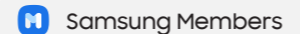
#### Samsung Premium Care

Pick the time and place and a team member will meet you to set up, troubleshoot, repair, or replace your product.

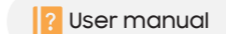
Visit [Samsung.com/us/support/premium-care](https://www.samsung.com/us/support/premium-care) to enroll.

#### Get to know your product

Visit [Samsung.com/us/support](https://www.samsung.com/us/support) or download the Samsung Members app



#### Learn more



#### Contact us

##### Questions?

Visit [us.community.samsung.com](https://www.us.community.samsung.com)

##### Get Support

Call 1.800.SAMSUNG

##### Service locations

Find a service location near you at [Samsung.com/us/support/service/locations](https://www.samsung.com/us/support/service/locations)

### About your device



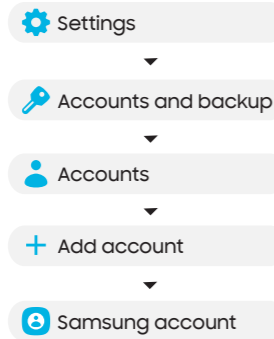
## Samsung account

Get the most out of your device by setting up your Samsung account.

You can sign in to an existing Samsung account, create an account, or sign up with an existing Google account.

Once your account is set up, you can

- Schedule repairs
- Back up your device
- Restore your device and more



## Switching made simple

Whether you are coming from an iOS or Android platform, you can easily transfer your data with Smart Switch.

### Back up your old device

Back up your old device using your favorite back-up app.

### Samsung Smart Switch

1. From your new Galaxy device, tap **Settings** > **Accounts and backup** > **Smart Switch**.
2. Tap **Receive data**.
3. Select your old device type.
4. Tap **Cable** (Android) or **Wireless** (Android and iOS) and follow the prompts to connect your devices.

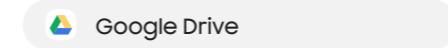
## Essential apps



Simple, high quality video calling for smartphones, tablets, computers and smart displays.



Store and back up your photos and videos automatically to your Google Account with Google Photos™.



Store, share and access your files from any device.

## More information

For more information about the following visit:

**Smart Switch** – [Samsung.com/us/smart-switch](https://Samsung.com/us/smart-switch)

**Samsung Accounts** – [Samsung.com/us/support/account](https://Samsung.com/us/support/account)

**Google Duo** – [Duo.google.com](https://Duo.google.com)

**Google Photos** – [Support.google.com/photos](https://Support.google.com/photos)

**Google Drive** – [Support.google.com/drive](https://Support.google.com/drive)

Use only Samsung approved charging devices and accessories.

©2020 Samsung Electronics America, Inc. Samsung and Galaxy Tab are both trademarks of Samsung Electronics Co., Ltd. Android, Google, Google Play, and other marks are trademarks of Google LLC. Other company and product names mentioned herein may be trademarks of their respective owners. Screen images simulated. Appearance of tablet may vary.