

NEED HELP?

Contact us at [Jabra.com/contact](https://www.jabra.com/contact)

Enregistrez votre garantie de 2 ans avec l'application Jabra Sound+

Registre su garantía de 2 años con la aplicación Jabra Sound+

Registre a sua garantia de 2 anos com o aplicativo Jabra Sound+

The Jabra GN logo is displayed on a yellow rectangular background. It features the word "Jabra" in a bold, sans-serif font, followed by "GN" in a smaller font. Below "Jabra" is a horizontal line with several small vertical bars underneath it, resembling a sound wave or a stylized underline.

Jabra GN

GET STARTED

ELITE ACTIVE 65t

REGISTER YOUR 2-YEAR WARRANTY

with the Jabra Sound+ app

BC



Jabra Sound+ app



Customize
your music



Manage
HearThrough



Register your
2-year warranty



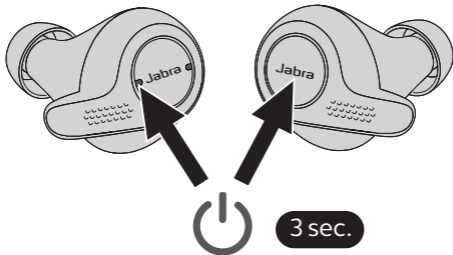
Download on the
App Store



GET IT ON
Google play

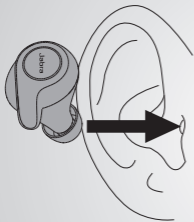
ENGLISH.....	1
FRANÇAIS.....	5
ESPAÑOL.....	9
PORTUGUÊS.....	13

How to pair



Hold (3 secs) the button on the right earbud and the left button on the left earbud to power on, and then follow the voice instructions to pair to your phone.

How to fit



Insert

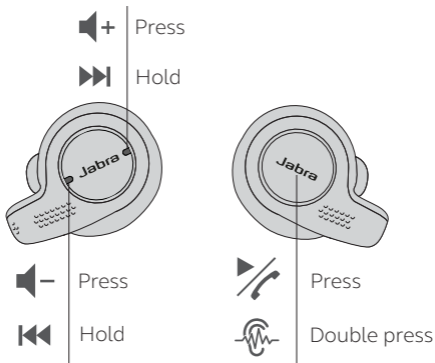
the earbud into your ear.



Rotate

the earbud to fit snug inside your ear canal. The microphone should point towards your mouth.

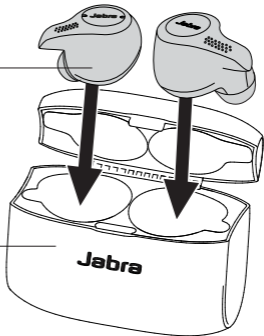
How to use



How to charge

5 hours
battery

2 recharges
on-the-go



© 2018 GN Audio A/S. All rights reserved. Jabra® is a trademark of GN Audio A/S. The Bluetooth® word mark and logos are registered trademarks owned by the Bluetooth SIG, Inc. and any use of such marks by GN Audio A/S is under license.

MADE IN CHINA
MODEL: OTE070 / OTE071 / CPB070
FCC ID: BCE-OTE070 / BCE-OTE071
IC: 2386C-OTE070 / 2386C-OTE071

