

What's in the box

- Earbuds (L/R)
- Charging case
- Wingtips (S/M/L)
- Ear tips (S/M/L)
- USB cable
- Quick Start Guide

Charge your device



- 1. Insert the buds**
Insert the earbuds into the charging case



- 2. Connect to power**
Close the charging case and connect the USB cable



3. Charging

The earbuds and the charging case are charged simultaneously



You can also charge the earbuds and charging case simultaneously using a wireless charger. The charging case has a built in wireless charging coil.

Samsung Electronics America, Inc.

85 Challenger Road
Ridgefield Park, New Jersey 07660
Phone: 1-800-SAMSUNG (726-7864)
Internet: www.samsung.com

©2019 Samsung Electronics America, Inc.

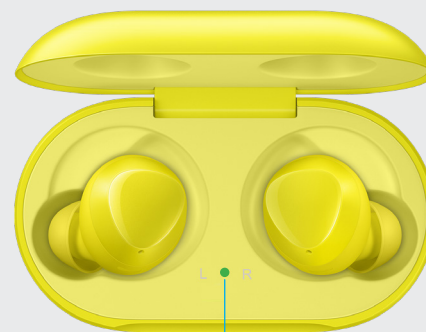
Samsung, Samsung Galaxy, Samsung Health, and Galaxy Wearable are all trademarks of Samsung Electronics Co., Ltd.

Other marks are the property of their respective owners.

Screen images are simulated. Appearance of device may vary.

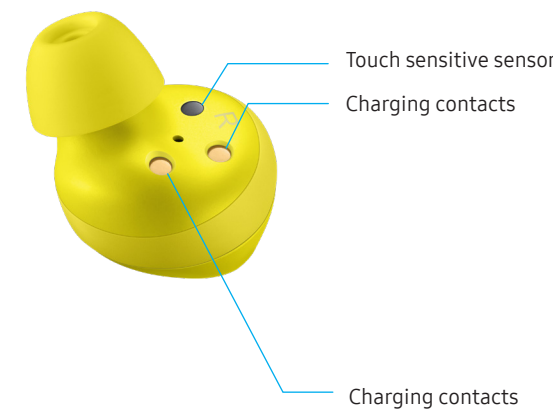
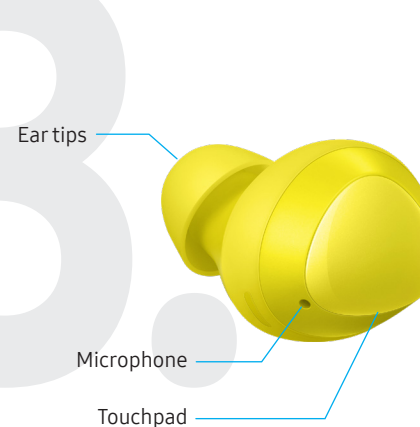
Charger case Indicators

- **Red** Charging or below 30% battery
- **Green** Fully charged or above 60% battery
- **Yellow** Between 30% and 60% battery
- ⚠ **Flashing Red** Charging disabled or error due to abnormal temperatures or low charging case battery

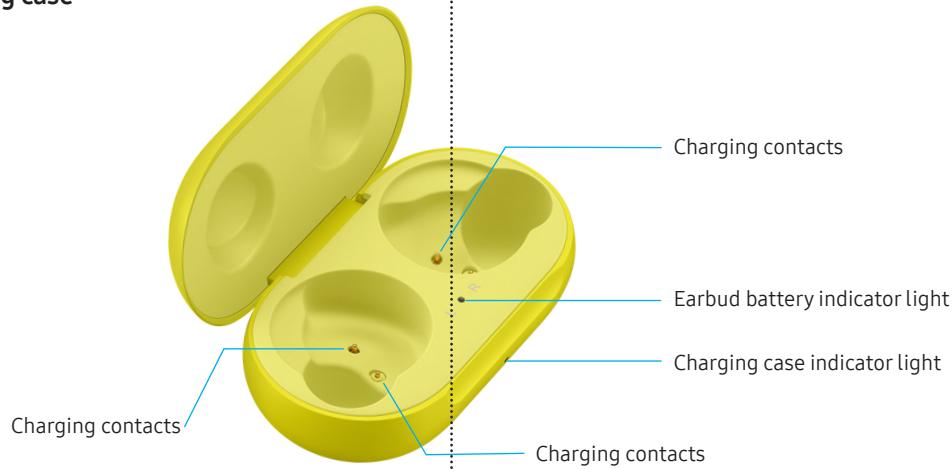


Indicator light


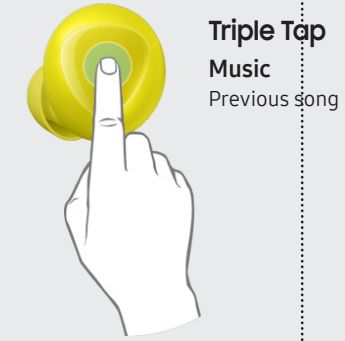
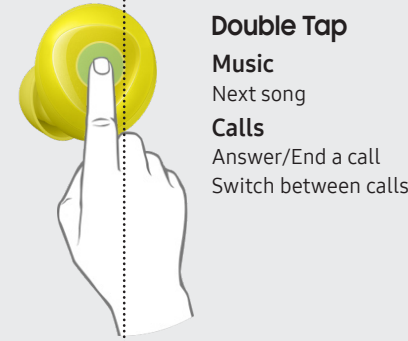
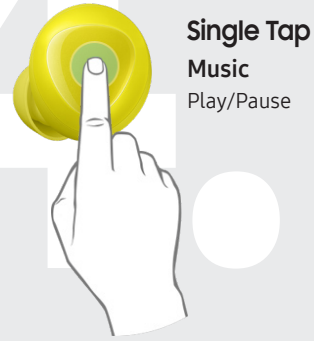
Explore



Charging case



Gestures



From your smartphone, open the Wearable app, and tap Touchpad to customize the Touch & Hold gesture


Download

Galaxy Wearable app

To connect your earbuds and smart-phone, install the Galaxy Wearable app . Download the Galaxy Wearable app from Galaxy Store or Playstore.

Use the app to view the earbuds connection status, battery percentage, manage notifications, and various setting options.

You can download the Galaxy Wearable app only on mobile devices running Android operating system 5.0 (API 21), or later, and with 1.5 GB of RAM or more.



Connect

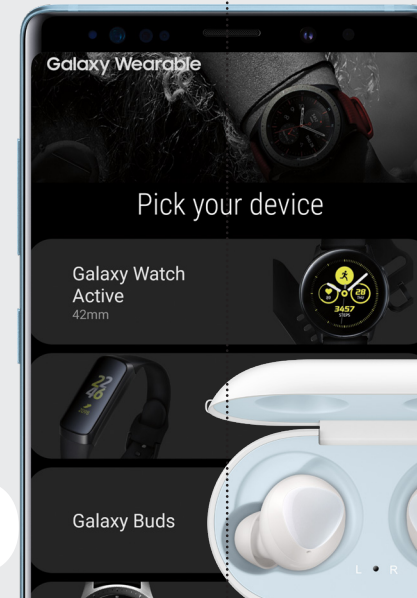
Connect to your Samsung device

Open the charging case to enter Bluetooth pairing mode.

A pop-up window displays on your mobile device > tap **Connect** and follow the prompts.

Note: The pop-up window displays on Samsung devices running Android 7.1.1 or later.

If the pop-up window doesn't display, update the SmartThings app to the latest version.



If the pop up doesn't display, from your mobile device, open the Wearable app > tap **Galaxy Buds** and follow the prompts.

Once connected:

- Tap or to view TIPS
- Tap to turn the EQUALIZER On/Off

