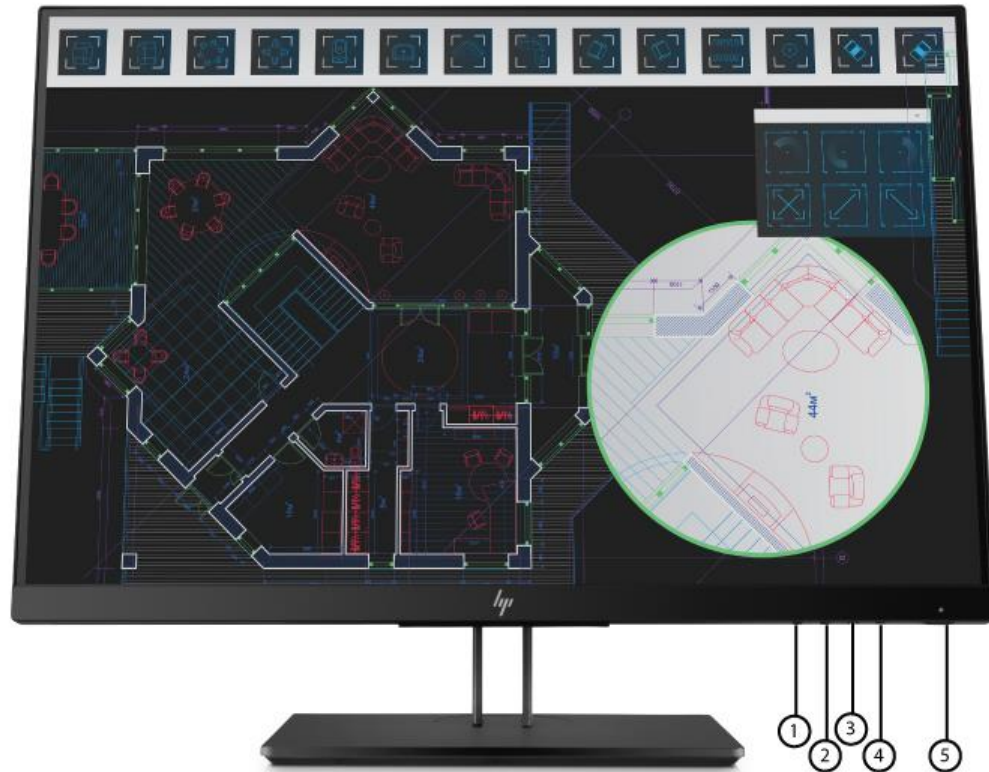


### Technical Specifications

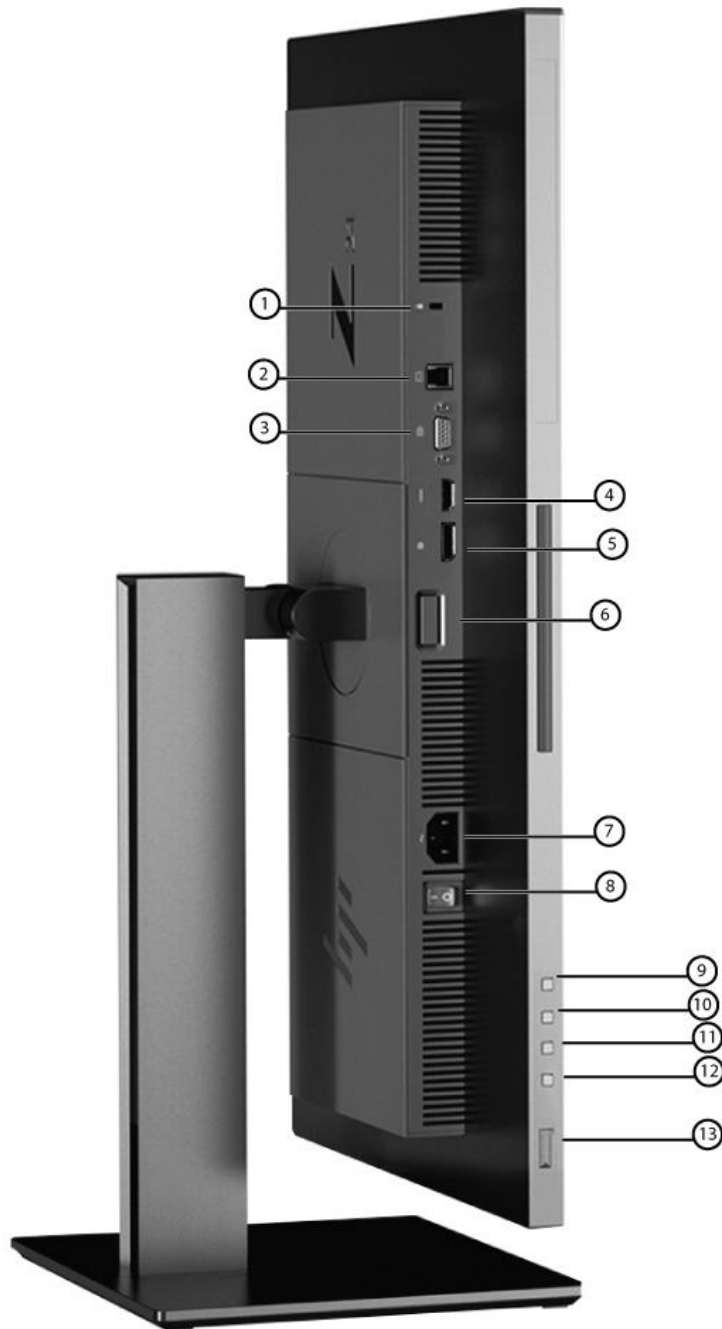
#### HP Z24i G2 24-inch Display



- 1. Menu button** Press to open the OSD menu, select a menu item from the OSD, or close the OSD menu.
- 2. Minus ("-") button** If the OSD menu is open, press to navigate backward through the OSD menu and decrease adjustment levels.  
If the OSD menu is closed, press to open the Color menu.
- 3. Plus ("+") button** If the OSD menu is open, press to navigate forward through the OSD menu and increase adjustment levels.  
If the OSD menu is closed, press to open the Viewing Modes menu.
- 4. Back/Exit button** If the OSD is open, press to go back or exit the OSD.  
If the OSD menu is closed, press to switch to the next active input.
- 5. Power button** Turns the monitor on or off.

### Technical Specifications

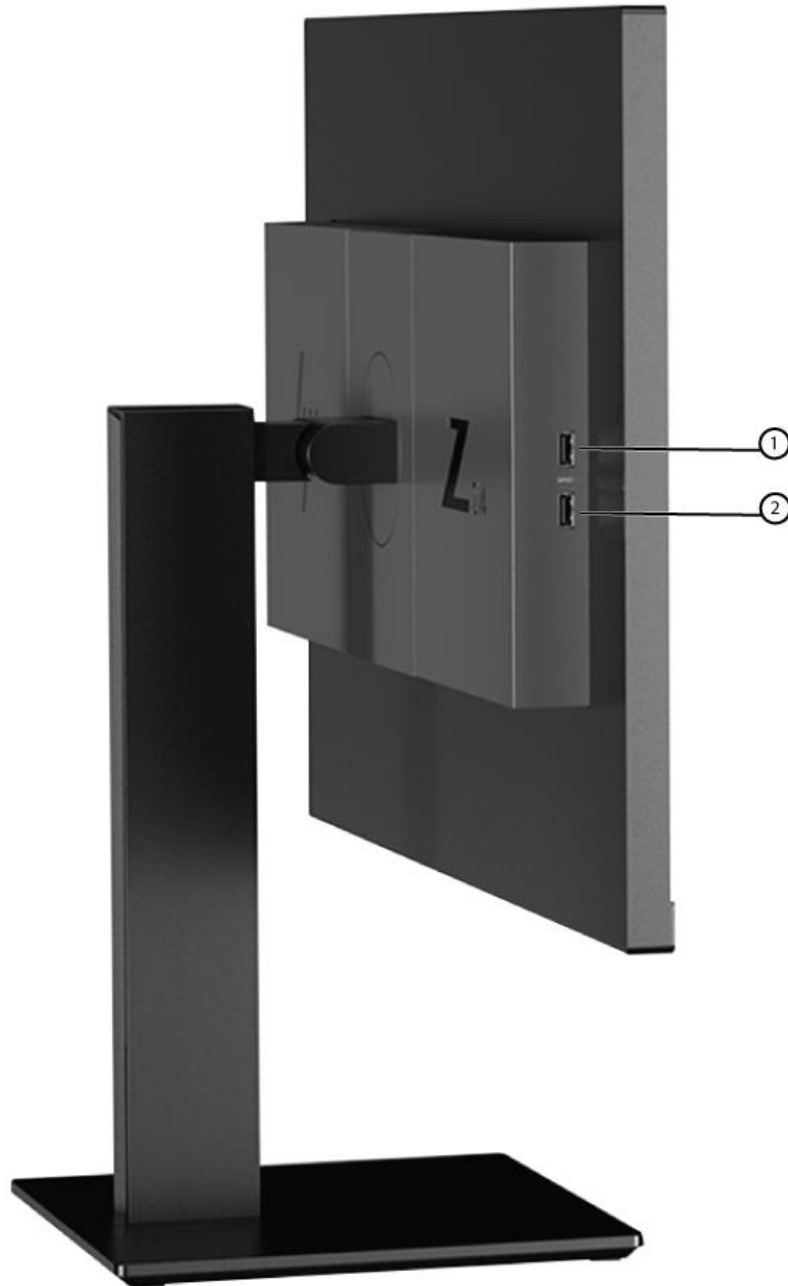
#### HP Z24i G2 24-inch Display



- |                              |  |   |
|------------------------------|--|---|
| <b>1.</b> Security Lock Slot | <b>6.</b> Stand Quick Release Button     | <b>11.</b> Minus ("-")/Down/Viewing Models Menu |
| <b>2.</b> USB 3.0 Upstream   | <b>7.</b> Power Connector Port           | <b>12.</b> Exit/Back/Information                |
| <b>3.</b> VGA Input          | <b>8.</b> Power Switch                   | <b>13.</b> Power/Power LED                      |
| <b>4.</b> HDMI 1.4           | <b>9.</b> Menu/OK                        |   |
| <b>5.</b> DisplayPort™ 1.2   | <b>10.</b> Plus ("+")/Up/Next Input Port |   |

### Technical Specifications

#### HP Z24i G2 24-inch Display



1. USB 3.0 Type-A
2. USB 3.0 Type-A

### Technical Specifications

Models: 1JS08A4, 1JS08A8

|                               |  |   |
|-------------------------------|--|---|
| <b>Panel Specifications</b>   | <b>Display Size (Diagonal)</b>                             | 24-inch   |
|                               | <b>Viewable Image Area (diagonal)</b>                      | <b>61,1 cm</b> (24 in) widescreen; diagonally measured  |
|                               | <b>Display Panel Type</b>                                  | IPS, LED Backlight  |
|                               | <b>Micro-Edge Bezel</b>                                    | Yes, 3 sided  |
|                               | <b>Panel Hardness</b>                                      | 3H  |
|                               | <b>Native Resolution/Timing</b>                            | 1920 x 1200 @ 60 Hz   |
|                               |  | Note: The Display can support up to 75Hz refresh for some video modes. The video card of the connected PC must be capable of supporting 75Hz. The preferred Mode is 1920 x 1200 @ 60 Hz.  |
|                               | <b>Panel Bit Depth</b>                                     | 8 Bit (6 + 2 FRC)16.7 Million colors  |
|                               | <b>Aspect Ratio</b>  | 16:10   |
|                               | <b>Brightness* - Typical</b>                               | 300 cd/m <sup>2</sup>   |
|                               | <b>Static Contrast Ratio* - Typical</b>                    | 1,000:1   |
|                               | <b>Dynamic Contrast Ratio* - Typical</b>                   | 10,000,000:1  |
|                               | <b>Flicker Free</b>  | Yes   |
|                               | <b>Pixel Pitch</b>   | 0.270 mm  |
|                               | <b>Pixels Per Inch (PPI)</b>                               | 94.07   |
|                               | <b>Backlight Lamp Life (to half brightness - in hours)</b> | 30,000 hours minimum  |
|                               | <b>Low Blue Light Capable</b>                              | Yes, user selectable in OSD Menu  |
|                               | <b>Anti-Glare Panel</b>                                    | Yes. Haze 25%   |
|                               | <b>Response Time* – Typical</b>                            | 5ms Gray to Gray  |
|                               |  | * Product default is 14.0ms response time and can be adjusted to as low as 5.4ms in the display menu. See user guide for more information.  |
|                               | <b>Horizontal Viewing Angle (typical CR&gt;10)</b>         | Up to 178° horizontal (10:1 minimum contrast ratio)   |
|                               | <b>Vertical Viewing Angle (typical CR&gt;10)</b>           | Up to 178° vertical (10:1 minimum contrast ratio)   |
|                               | <b>Panel Active Area (w x h)</b>                           | <b>51,84 x 32,4 cm</b> (20.41 x 12.76 in.)  |
|                               | <b>Preset Graphic Modes/Supported Resolutions</b>          | 640 x 480 @ 60Hz, 75Hz<br>720 x 480 @ 60 Hz<br>800 x 600 @ 60 Hz, 75Hz<br>1024 x 768 @ 60 Hz, 75Hz<br>1280 x 720 @ 60 Hz<br>1280 x 800 @ 60 Hz<br>1280 x 1024 @ 60 Hz, 75Hz<br>1440 x 900 @ 60 Hz, 75Hz<br>1600 x 900 @ 60 Hz<br>1680 x 1050 @ 60 Hz<br>1920 x 1080 @ 60 Hz<br>1920 x 1200 @ 60 Hz, 75 Hz |
|                               | <b>Maximum Resolution</b>                                  | 1920 x 1200 @ 60 Hz   |
|                               | <b>Recommended Resolution</b>                              | 1920 x 1200 @ 60 Hz   |
|                               | <b>Vertical Scan Range</b>                                 | 60-75 Hz  |
|                               | <b>Horizontal Scan Range</b>                               | 30-94 kHz   |
|                               | <b>Variable Sync Support</b>                               | N/A   |
|                               | <b>Maximum Pixel Clock Speed</b>                           | 190 MHz   |
| <b>Color Gamut Coverage</b>   | <b>sRGB*</b>   | >99% sRGB   |
| <b>Color Management</b>       | <b>Factory Color Calibrated</b>                            | Yes   |
|                               | <b>Default Color Temperature</b>                           | sRGB (D65)  |
| <b>Monitor Specifications</b> | <b>Exterior Color of Monitor Bezel &amp; Stand</b>         | Black Pearl Head, Chin, and Base (Die-Cast Aluminum)  |
|                               | <b>Plug &amp; Play</b>                                     | Yes   |

### Technical Specifications

|                                    |  |   |
|------------------------------------|--|---|
|                                    | <b>Tilt</b>  | -5° to +22° vertical  |
|                                    | <b>Swivel</b>  | Swivel +/- 45   |
|                                    | <b>Pivot</b>   | Yes, Pivot (CW & counter CW). Detent at 0 degrees   |
|                                    | <b>Height Adjustment Range</b>   | Yes, 0 to 150 mm  |
|                                    | <b>4-Way Comfort Adjust</b>  | Easily adjust the display in height, tilt, swivel and pivot for maximum comfort.  |
|                                    | <b>Integrated Quick Release<sup>5</sup></b>  | An easy-to-use, VESA-compliant, LCD monitor mounting solution that allows you to quickly and securely attach an LCD monitor to a variety of stands, brackets, arms or wall mounts.                    |
|                                    | <b>Cable Management</b>  | Enhanced cable management for easy concealment of power, video and USB cables. Effortless routing of cables through the cable management tunnel at the base of the column.                            |
|                                    | <b>VESA Mounting</b>   | Yes (one set of standard 4-hole pattern, 100 mm).   |
|                                    | <b>Security Lock Ready</b>   | Yes   |
|                                    | <b>Detachable Base</b>   | Yes   |
|                                    | <b>Warranty</b>  | Protected by HP, including a 3-year standard limited warranty. Optional HP Care Pack Services are extended service contracts that extend your protection beyond the standard warranties. <sup>7</sup> |
|                                    | <b>Zero Bright Dot Guarantee</b>   | Yes   |
|                                    | Note: The HP Pixel Policy allows no bright sub-pixel defects for this display. For complete details, see <a href="http://support.hp.com/us-en/document/c00288895">http://support.hp.com/us-en/document/c00288895</a> . |   |
| <b>On Screen Display (OSD)</b>     | <b>On Screen Display User Controls</b>   | Brightness, Contrast, Color Control, Input Control, Image Control, Power Control, Menu Control, Management, Language, Information, Exit   |
|                                    | <b>Monitor Control Buttons or Switches</b>   | Menu/OK, Plus ("+")/Up/Next Input Port, Minus ("-")/Down/Viewing Models Menu, Exit/Back/Information, Power  |
|                                    | <b>User-Assignable Function Buttons</b>  | Yes, 20   |
|                                    | <b>Languages</b>   | 10 (English, Spanish, German, French, Italian, Netherlands, Portuguese, Japanese, T-Chinese and S-Chinese)  |
| <b>Connector Types</b>             | <b>DisplayPort™</b>  | (1) DisplayPort™ 1.2  |
|                                    | <b>HDMI</b>  | (1) HDMI 1.4  |
|                                    | <b>VGA</b>   | (1) VGA   |
|                                    | <b>HDCP Support</b>  | Yes, DisplayPort™ and HDMI  |
| <b>USB Port Specifications</b>     | <b>USB Version</b>   | 3.0   |
|                                    | <b>USB Hub</b>   | Yes, 2 downstream ports   |
|                                    | <b>Downstream Ports</b>  | 2 Ports   |
|                                    | <b>Upstream Ports</b>  | 1 Port  |
| <b>Power &amp; Operating Specs</b> | <b>Power Supply</b>  | Internal  |
|                                    | <b>Input Power</b>   | 100 - 240 VAC 50/60 Hz  |
|                                    | <b>Power Consumption – Maximum<sup>2</sup></b>   | 45 W  |
|                                    | <b>Energy Saving/Standby Mode</b>  | 0.5 W   |
|                                    | <b>Power Consumption – Typical<sup>1</sup></b>   | 20 W  |
|                                    | <b>Power cable length</b>  | 1,9 m (6.2 ft)  |
| <b>ENERGY STAR® Data</b>           | <b>Operational Mode at 100 VAC</b>   | 59.19 KWH/year  |
|                                    | <b>Operational Mode at 115 VAC</b>   | 59.19 KWH/year  |
|                                    | <b>Operational Mode at 230 VAC</b>   | 59.19 KWH/year  |

### Technical Specifications

|  |  |                                       |                                 |
|--|--|---------------------------------------|---------------------------------|
| <b>EU Energy Efficiency Class (EC1062)</b>       | <b>On-mode Power Consumption (EC 1062/2010)</b>  | 25W                                   |                                 |
|  | <b>Annual Power Consumption (EC 1062/2010)</b>   | 36kWh                                 |                                 |
|  | <b>Energy Efficiency Class (EC 1062/2010)</b>  | A                                     |                                 |
| <b>Operating Conditions</b>                      | <b>Visible Screen Size</b>   | <b>61.1 cm</b> (24 in), diagonal      |                                 |
|  | <b>Operating Temperature - Celsius</b>   | <b>5° to 35° C</b>                    |                                 |
|  | <b>Operating Temperature - Fahrenheit</b>  | 41° to 95° F                          |                                 |
|  | <b>Non-operating Temperature - Celsius</b>   | <b>-20° to 60° C</b>                  |                                 |
|  | <b>Non-operating Temperature - Fahrenheit</b>  | -4° to 140°                           |                                 |
|  | <b>Operating Humidity</b>  | 20% to 80% non-condensing             |                                 |
|  | <b>Non-operating Humidity</b>  | 5% to 95%, 38.7° C max wet-bulb       |                                 |
| <b>Environmental Features and Certifications</b> | <b>Operating Altitude</b>  | <b>0 to 5,000 m</b> (16,404 ft)       |                                 |
|  | <b>Non-operating Altitude</b>  | <b>0 to 12,192 m</b> (0 to 40,000 ft) |                                 |
|  | <b>Mercury-free LED display backlighting</b>   | Yes                                   |                                 |
|  | <b>Arsenic-Free Display Glass</b>  | Yes                                   |                                 |
|  | <b>Low Halogen<sup>3</sup></b>   | Yes                                   |                                 |
|  | <b>ENERGY STAR® Qualified</b>  | Yes                                   |                                 |
|  | <b>EPEAT® 2019 Registered<sup>6</sup></b>  | Yes                                   |                                 |
|  | <b>Regions need to verify by country"</b>  |                                       |                                 |
|  | <b>China Energy Label</b>  | CEL Grade 1                           |                                 |
|  | <b>TCO Certified Edge</b>  | Yes                                   |                                 |
|  | <b>TCO Certified</b>   | Yes                                   |                                 |
| <b>SmartWay Transport Partnership - NA only</b>  | Yes  |                                       |                                 |
| <b>Certification &amp; Compliance</b>            | CE, CB, MSIP, Mexico COC, ICES, ISO 9241-307, CU, cTUVus, ISC, CCC, CEL Grade 1, VCCI, FCC, BSMI, WEEE, RCM, ErP, ENERGY STAR® Qualified, EPEAT® 2019 Registered <sup>6</sup> , SmartWay Transport Partnership - NA only |                                       |                                 |
| <b>Country of Origin</b>                         | China  |                                       |                                 |
| <b>Recycled Plastics</b>                         | <b>Back Cover</b>  | 85%                                   |                                 |
|  | <b>Base/Stand</b>  | 85%                                   |                                 |
|  | <b>Other Parts</b>   | 85% (Deco, Middle Frame)              |                                 |
|  | <b>Recyclable Plastics</b>   | All                                   |                                 |
|  | <b>Recyclable Packaging (Box, packing materials)</b>   | All                                   |                                 |
| <b>Unit Product/Package Specifications</b>       | <b>Unpacked with stand</b> (highest setting)<br>Product Dimensions (W x D x H)   | <b>53,2 x 21,4 x 50,3 cm</b>          | <b>20.9 x 8.4 x 19.8 in</b>     |
|  | <b>Head Only</b><br>Product Dimensions (W x D x H)   | <b>53,2 x 4,68 x 35,1 cm</b>          | <b>20.9 x 1.84 x 13.8 in</b>    |
|  | <b>Base Area Footprint</b><br>Product Dimensions (W x D x H)   | <b>26,0 x 21,4 cm</b>                 | <b>10.2 x 8.5 in</b>            |
|  | <b>Packaged</b><br>Packaged Dimensions (W x D x H)   | <b>62,5 x 42 x 27,3 cm</b>            | <b>24.61 x 16.54 x 10.75 in</b> |
|  | <b>Plastic Bezel Measurements</b>  | <b>Top: 0,147cm</b>                   | <b>Top: .058 in</b>             |
|  |  | <b>Side: 0,147cm</b>                  | <b>Side: .058 in</b>            |
|  |  | <b>Bottom: 1,95 cm</b>                | <b>Bottom: .768 in</b>          |
|  | <b>Product Weight, Packed</b>  | <b>9,3 kg</b>                         | <b>20.5 lbs</b>                 |
|  | <b>Product Weight, Unpacked</b>  | <b>6,6 kg</b>                         | <b>14.6 lbs</b>                 |
|  | <b>Product Weight, Head Only</b>   | <b>3,7 kg</b>                         | <b>8.2 lbs</b>                  |

### Technical Specifications

|   |  |   |                            |                 |              |        |
|---|--|---|----------------------------|-----------------|--------------|--------|
| <b>Pallet Information</b>                             | <b>Pallet Dimensions (L x W x H mm)</b>                                      | Pallet A: 1260 x 1110 x 2250 (mm)<br>Pallet B: 1110 x 635 x 2250 (mm)   |                            |                 |              |        |
|   | <b>Pallet Dimensions (L x W x H inch)</b>                                    | Pallet A: 49.61 x 43.7 x 88.58 (inch)<br>Pallet B: 43.7 x 25 x 88.58 (inch)   |                            |                 |              |        |
|   | <b>Pallet Total Weight (including units) kg</b>                              | Pallet A: 410 kg<br>Pallet B: 213 kg  |                            |                 |              |        |
|   | <b>Pallet Total Weight (including units) lbs</b>                             | Pallet A: 902 lbs<br>Pallet B: 469 lbs  |                            |                 |              |        |
|   | <b>Pallet Layers</b>   | Pallet A: 5 layers<br>Pallet B: 5 layers  |                            |                 |              |        |
|   | <b>Pallet Product per Layer</b>  | Pallet A: 8 units<br>Pallet B: 4 units  |                            |                 |              |        |
|   | <b>Total Products per Pallet</b>   | Pallet A: 40 units<br>Pallet B: 20 units  |                            |                 |              |        |
|   | <b>What's in the box?</b>  | <b>Monitor</b>  | HP Z24i G2 24-inch Display |                 |              |        |
| <b>AC Power Cord</b>                                  |  | <table border="0"> <tr> <td><u>Metric</u></td> <td><u>Imperial</u></td> </tr> <tr> <td><b>1,9 m</b></td> <td>6.2 ft</td> </tr> </table>   | <u>Metric</u>              | <u>Imperial</u> | <b>1,9 m</b> | 6.2 ft |
| <u>Metric</u>   |  | <u>Imperial</u>   |                            |                 |              |        |
| <b>1,9 m</b>  |  | 6.2 ft  |                            |                 |              |        |
| <b>DisplayPort™ 1.2 Cable</b>                         | <table border="0"> <tr> <td><b>2 m</b></td> <td>6.56 ft</td> </tr> </table>  | <b>2 m</b>  | 6.56 ft                    |                 |              |        |
| <b>2 m</b>  | 6.56 ft  |   |                            |                 |              |        |
| <b>USB 3.0, b-a Cable</b>                             | <table border="0"> <tr> <td><b>1,8 m</b></td> <td>5.9 ft</td> </tr> </table> | <b>1,8 m</b>  | 5.9 ft                     |                 |              |        |
| <b>1,8 m</b>  | 5.9 ft   |   |                            |                 |              |        |
|   | <b>Documentation CD</b>  | HP Display Assistant software, User Guide, warranty and drivers.<br>HP Display Assistant is a software utility that enables theft deterrence and allows monitor adjustment, color calibration, and security/asset management using the Display Data Channel Command Interface (DDC/CI) protocol of the connected PC or workstation. |                            |                 |              |        |
| <b>User Guide and Warranty Languages</b>              | <b>User Guide Languages</b>  | English, Arabic, S. Chinese, T. Chinese, Czech, Danish, Dutch, Finnish, French, German, Greek, Hungarian, Italian, Japanese, Kazakh, Korean, Norwegian, Polish, Brazilian Portuguese, Russian, Slovenian, Spanish, Swedish and Turkish.   |                            |                 |              |        |
|   | <b>Warranty Languages</b>  | English, Arabic, S. Chinese, T. Chinese, Czech, Danish, Dutch, Finnish, French, German, Greek, Hungarian, Italian, Japanese, Kazakh, Korean, Norwegian, Polish, Brazilian Portuguese, Russian, Slovenian, Spanish, Swedish and Turkish.   |                            |                 |              |        |
| <b>Options<sup>4</sup><br/>(Each sold separately)</b> | <b>HP S100 Speaker Bar</b> — Part number 2LC49AA                             | Add rich stereo audio to select 2017 and 2018 HP Commercial Displays <sup>4</sup> without crowding your desk with the USB-powered HP S100 Speaker Bar, which fits neatly underneath the display head.   |                            |                 |              |        |
|   | <b>HP B300 PC Mounting Bracket</b> — Part number 2DW53AA                     | Attach your HP Workstation, HP Desktop Mini, HP Chromebox or select HP Thin Client directly behind select 2017 and 2018 HP EliteDisplays and HP Z Displays with the HP B300 PC Mounting Bracket.  |                            |                 |              |        |

### Technical Specifications

**HP UHD USB Graphics Adapter** — Part number N2U81AA

Just plug the adapter into any USB 2.0 or 3.0 port on your PC and connect the DisplayPort™ connector on the other end to your UHD display.

**HP Single Monitor Arm** — Part number BT861AA

The flexible design of the HP Single Monitor Arm provides a seemingly endless range of display adjustments with an amazing 13 inches of lift, 50 degrees of tilt, and 360 degrees of pan and rotation – all at your fingertips -- helping you stay comfortable and productive throughout the day.

**HP Adjustable Dual Display Stand** — Part Number AW664AA

Premium space-saving dual screen solution provides access to more monitor real estate and makes it possible to manage multiple applications simultaneously. Weight adjustable for dual monitors from 17-24". Rotate displays into portrait/landscape positions.

**HP Business PC Security Lock v2 Kit** — Part Number N3R93AA

Help prevent chassis tampering and secure your PC and display in workspaces and public areas with the HP Business PC Security Lock v2 Kit.

Copyright © 2019 HP Development Company, L.P.

The information contained herein is subject to change without notice. The only warranties for HP products are set forth in the express limited warranty statements accompanying such products. Nothing herein should be construed as constituting an additional warranty. HP shall not be liable for technical or editorial errors or omissions contained herein.

\*All performance specifications represent the typical specifications provided by HP's component manufacturers; actual performance may vary either higher or lower.

DisplayPort™ and the DisplayPort™ logo are trademarks owned by the Video Electronics Standards Association (VESA®) in the United States and other countries.

ENERGY STAR is a registered trademark owned by the U.S. Environmental Protection Agency.

1. Default Power is measured with factory defaults, including factory default brightness and USB ports loaded at 25% of maximum.
2. Maximum Power is measured with monitor at maximum brightness and with USB ports loaded at 100% of maximum.
3. External power supplies, power cords, cables and peripherals are not Low Halogen. Service parts obtained after purchase may not be Low Halogen.
4. Sold separately. See product QuickSpecs for exact device and display compatibility.
5. The HP Quick Release has been designed to support a maximum of up to 24 lbs (10.9 kg) for all devices mounted. Because mounting surfaces vary widely and the final mounting method and configuration may vary, mounting fasteners are not supplied (other than the VESA-compliant screws). HP recommends that you consult with a qualified engineering, architectural or construction professional to determine the appropriate type and quantity of mounting fasteners required for your application and to ensure that your mounting solution is properly installed to support applied loads.
6. Based on US EPEAT® registration according to IEEE 1680.1-2018 EPEAT®. Status varies by country. Visit <http://www.epeat.net> for more information.
7. Service levels and response times for HP Care Pack Services may vary depending on your geographic location. Service starts from date of hardware purchase. Restrictions and limitations apply. See <http://www.hp.com/go/cpc> for details.



### Technical Specifications

| <b>Change Log</b> |   |
|-------------------|---|
| <b>8/10</b>       | Corrected HDMI version to 1.4             |
|                   |   |
| <b>1/4/2018</b>   | Clarified 8-bit (6+2 FRC)                 |
|                   | Removed Factory Color Calibration Section |
|                   | Updated document version to 3             |
| <b>5/23/2019</b>  | Updated EPEAT                             |
|                   |   |
|                   |   |
|                   |   |
|                   |   |
|                   |   |
|                   |   |
|                   |   |
|                   |   |
|                   |   |
|                   |   |
|                   |   |