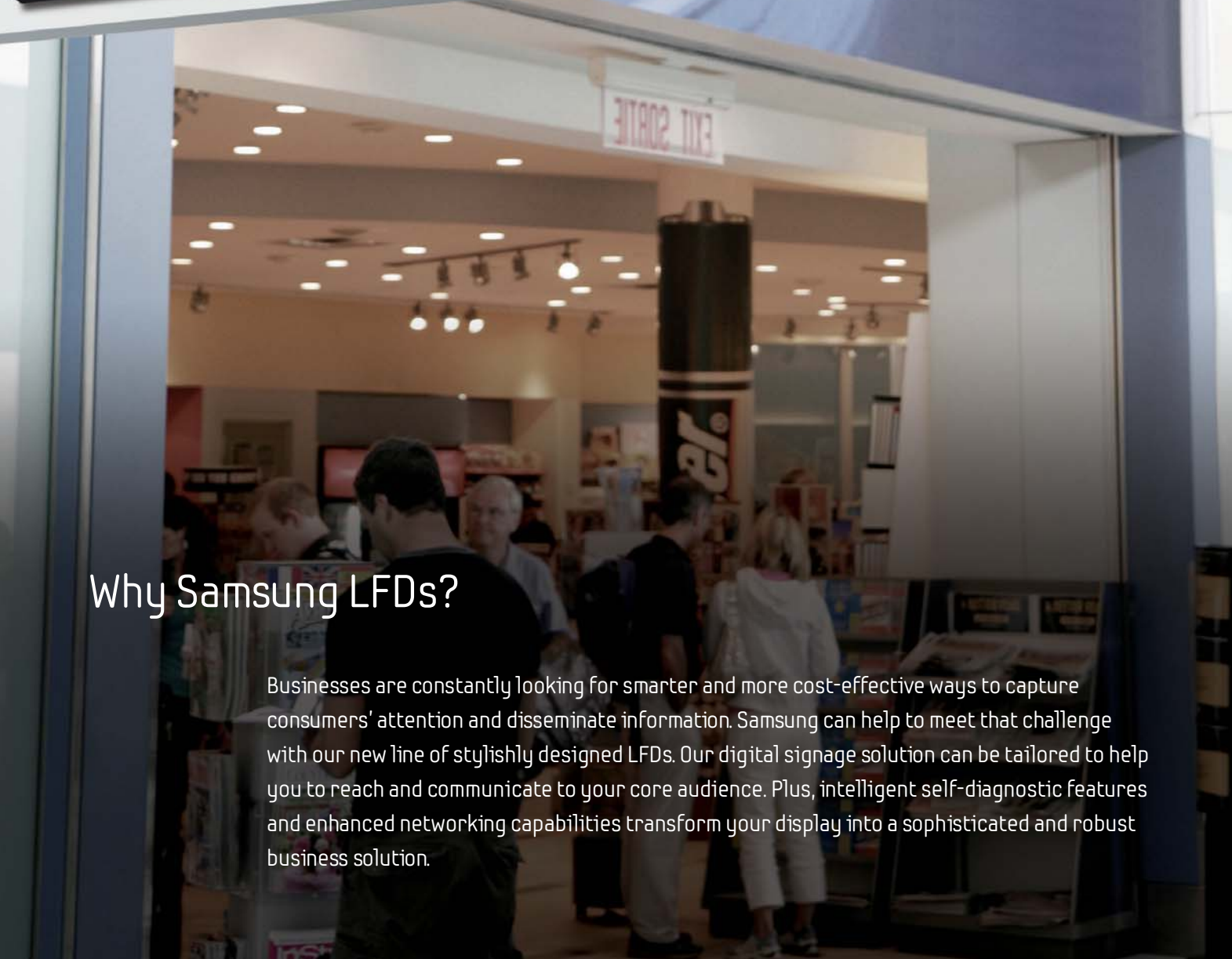


To learn more about the Samsung LFD Monitors or
to find your nearest retailer, please visit: www.samsung.com

Samsung Electronics Co., Ltd.
Head Office (Suwon Korea)
416, Maetan-3Dong, Yongtong-Gu
Suwon City, Gyeonggi-Do, Korea 443-742



Keep your audience's attention



Why Samsung LFDs?

Businesses are constantly looking for smarter and more cost-effective ways to capture consumers' attention and disseminate information. Samsung can help to meet that challenge with our new line of stylishly designed LFDs. Our digital signage solution can be tailored to help you to reach and communicate to your core audience. Plus, intelligent self-diagnostic features and enhanced networking capabilities transform your display into a sophisticated and robust business solution.


Built-in PC

All Samsung LFDs are built with a Dual Core CPU processor, giving you the option of installing a PC without having to worry about reconfiguring your set up or network. In addition, our network product produces a mere 70W which is much less than displays that do not come with an option for a built-in PC.




MagicInfo

With Samsung's MagicInfo software, you can remotely control a wide variety of functions such as the management of the signage content schedule, color scheme and volume control, as well as input transferring. The software is also designed to automatically alert you if the display is not working properly. Plus, you can check the display's status and conduct a self diagnostics remotely via a virtual connection.



RS232 Control (MDC)

For displays that do not support networking capabilities, they can be controlled remotely through the RS232 Control (MDC) protocol. By using this protocol, you can control almost every feature from a remote location. From basic functionality like turning the display on and off, to something more complex like input transferring. And for even more convenience, the MDC protocol supports the loop out function.



Video Wall

Samsung's entire line of LFDs enable you to create eye-catching, 5'x5' video walls. As an added convenience, the LFDs allow you to organize almost every input code into the video wall. They also support MagicInfo software for easy programming. To get the most out of your video wall display, we recommend Samsung's UT(n) LFD model. This LFD was designed specifically to maximize your video wall display. Plus the onscreen display makes the video wall easy to control and operate.



MagicRotation

Because of its unique design, the new line of LFDs are built with Samsung's innovative MagicRotation feature. MagicRotation allows the LFDs to rotate on a pivot so you can easily switch the orientation from landscape to portrait. The pivot feature was developed through extensive research and a battery of tests, providing the displays with a true competitive edge.























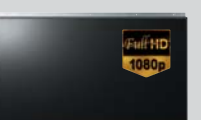




Built-in Intelligence

In almost every model, Samsung LFDs are built with a self-diagnostic capability that automatically checks features and components like the lamp or the fan. A brightness sensor adjusts the lighting by measuring the surrounding conditions, making the LFD extremely efficient. Another built-in sensor will let you know if the temperature is getting too cold or hot. The LFDs are also equipped with a wide range of other convenient features, enabling you to do things such as check the display's serial number by using the onscreen display (OSD).

Useful Accessories

Samsung's LFDs come fully equipped with a number of different accessories for your convenience. With the Wall and Ceiling mounting options, you can hang our LFDs in almost any location. The Welcome stand will give your LFD prominence while the special protective display glass will keep everyone safe.

LINE UP	32"	40"	42"	46"	50"	52"	57"	63"	70"	82"
MX/MXn Series 320MX(n), 400MX(n), 460MX(n)										
CX/CXn Series 400CX(n), 460CX(n)										
DX/DXn Series 400DX(n), 460DX(n), 520Dx(n), 570DX(n), 700DX(n), 820DX(n)										
UX/UXn Series 400UX(n), 400UX(n)-M, 460UX(n)										
UT/UTn Series 460UT(n), 460UT(n)-M										
TSn Series 320TSn, 400TSn, 460TSn, 700TSn, 820TSn										
PDP Series P42H(n), P50H(n), P50F(n), P63F(n)										
Outdoor (All-in-One) 460DRn-A, 700DRn-A, 820DRn-A										
Window Display 460DRn-S										
Outdoor KIT 460DRn(KIT), 700DRn(KIT), 820DRn(KIT)										
uVending KIT 460i										
S/W Based Solution Samsung UD										

SAMSUNG LFD MONITORS

MX/MXn/FX/FXn Series

A cost effective, best-in-class solution with that's flexible enough to display a wide range of information.

320MX(n)-2/400MX(n)-2/460MX(n)-2



Features

- Clear Image with Full HD Resolution (40", 46")
- Anti-Reflection Treatment and Strong Image Sticking
- Dynamic Contrast Ratio
- Temperature Sensor (H/W Protection)
- Built in Computer (Option)
- MagicInfo™ Compatible
- Multi-display Control
- Built-in Clock Battery
- Stereo Speakers

Specification

		320MX(n)	400MX(n)	460MX(n)
Panel	Diagonal Size	32" (16:9)	40"	46"
	Resolution	1366 x 768	1920 x 1080	1920 x 1080
	Brightness (Typ.)	450nits	450nits	450nits
	Contrast Ratio (DCR)	4000:1	4000:1	4000:1
	Dynamic C/R	40,000:1	40,000:1	40,000:1
	Viewing Angle (H/V)	178/178	178/178	178/178
Connectivity	PC Inputs	VGA/DVI (Support SOG)	VGA/DVI (Support SOG)	VGA/DVI (Support SOG)
	Video Inputs	CVBS/HDMI	CVBS/HDMI	CVBS/HDMI
	Network	O (MagicInfo Pro)*	O (MagicInfo Pro)*	O (MagicInfo Pro)*
	Speaker	5W x 2 (built-in)	10W x 2 (built-in)	10W x 2 (built-in)
Power	Power Consumption (Max)	143W/220W*	220W/290W*	260W/330W*
	Power Consumption at Stand-by (Max)	MX: 1W MXn: 5W	MX: 1W MXn: 5W	MX: 1W MXn: 5W
	Power Supply	AC 100 - 240 V~ (+/- 10 %), 50/60 Hz	AC 100 - 240 V~ (+/- 10 %), 50/60 Hz	AC 100 - 240 V~ (+/- 10 %), 50/60 Hz
Mechanical	Weight (Set/Package)	MX: 13.7/16.7 MXn: 15.1/18.1	MX: 19.0/22.5 MXn: 20.4/23.9	MX: 27.0/33.0 MXn: 28.4/34.4
Spec.	Dimension (W/O Stand)	MX: 780 x 482 x 109 MXn: 780 x 482 x 109	MX: 971 x 582.0 x 118.5 MXn: 971 x 582.0 x 118.5	MX: 1102 x 658 x 125.5 MXn: 1102 x 658 x 125.5
Operation	Operating Temperature	0°C ~ 40°C/10°C ~ 40°C*	0°C ~ 40°C/10°C ~ 40°C*	0°C ~ 40°C/10°C ~ 40°C*
	Humidity	10 ~ 80%	10 ~ 80%	10 ~ 80%
Feature	Special Features	- Built in Network*	- Built in Network*	- Built in Network*
		- MagicInfo S/W*	- MagicInfo S/W*	- MagicInfo S/W*
		- Lamp Error Detection	- Lamp Error Detection	- Lamp Error Detection
		- Temperature Sensor	- Temperature Sensor	- Temperature Sensor
		- Built in Fan	- Built in Fan	- Built in Fan
		- Video Wall	- Video Wall	- Video Wall
		- RS232C	- RS232C	- RS232C
Network*	Operating System	Window XP Embedded	Window XP Embedded	Window XP Embedded
	CPU	Athlon X2 Dual-Core	Athlon X2 Dual-Core	Athlon X2 Dual-Core
	FDI	4GB	4GB	4GB
	Memory	SEC DDR2 1GB	SEC DDR2 1GB	SEC DDR2 1GB
	USB	3 USB	3 USB	3 USB

* Apply to Network Model Only

• Design and Specifications are subject to change without notice.

SAMSUNG LFD MONITORS

CX/CXn Series

Created specifically for situations that require a professional-grade display but with a consumer look and feel, this series also boasts durable, built-in speakers.

400CX(n)/460CX(n)



Features

- Built in DVB-T Receiver
- Full HD Resolution (46" Only)
- High-glossy Black Design
- Dynamic Contrast Ratio
- Built-in Computer (Option)
- MagicInfo™ Compatible
- Built-in Clock Battery
- Stereo Speakers

Specification

		400CX(n)	460CX(n)
Panel	Diagonal Size	40"	46"
	Resolution	1366 x 768	1920 x 1080
	Brightness (Typ.)	450cd/m ²	470cd/m ²
	Contrast Ratio (DCR)	3000:1	3000:1
	Dynamic C/R	40,000:1	40,000:1
	Viewing Angle (H/V)	178/178	178/178
Connectivity	PC Inputs	VGA/DVI (Support SOG)	VGA/DVI (Support SOG)
	Video Inputs	CVBS/HDMI	CVBS/HDMI
	Network	O (MagicInfo Pro)*	O (MagicInfo Pro)*
	Speaker	10W x 2 (built-in)	10W x 2 (built-in)
Power	Power Consumption (Max)	230W/290W*	270W/330W*
	Power Consumption at Stand-by (Max)	CX: 2W CXn: 5W	CX: 2W CXn: 5W
	Power Supply	AC 100 - 240 V~ (+/- 10 %), 50/60 Hz	AC 100 - 240 V~ (+/- 10 %), 50/60 Hz
Mechanical	Weight (Set/Package)	CX: 19.6/24.7 CXn: 21.0/26.1	CX: 25.6/31.6 CXn: 27.0/33.0
Spec.	Dimension (W/O Stand)	CX: 971 x 582 x 125.5 CXn: 971 x 582 x 125.5	CX: 1102 x 658 x 125.5 CXn: 1102 x 658 x 125.5
Operation	Operating Temperature	0°C ~ 40°C/10°C ~ 40°C*	0°C ~ 40°C/10°C ~ 40°C*
	Humidity	10 ~ 80%	10 ~ 80%
Feature	Special Features	- Built in Network*	- Built in Network*
		- Built in Tuner	- Built in Tuner
		- MagicInfo S/W*	- MagicInfo S/W*
		- Lamp Error Detection	- Lamp Error Detection
		- Temperature Sensor	- Temperature Sensor
		- Built in Fan	- Built in Fan
		- Video Wall	- Video Wall
- RS232C	- RS232C		
Network*	Operating System	Window XP Embedded	Window XP Embedded
	CPU	Athlon X2 Dual-Core	Athlon X2 Dual-Core
	FDI	4GB	4GB
	Memory	SEC DDR2 1GB	SEC DDR2 1GB
	USB	3 USB	3 USB

* Apply to Network Model Only

• Design and Specifications are subject to change without notice.

SAMSUNG LFD MONITORS

DX/DXn Series

Designed for users who require a robust set of features, this series delivers an impressive range of technology such as an ultra-thin bezel and the DID panel. The result is a stylish display that produces higher brightness levels and longer operation.

400DX(n)/460DX(n)/520DX(n)/570DX(n)/700DX(n)/820DX(n)



Features

- DID Technology
- High Brightness Levels
- Dynamic Contrast Ratio
- Brightness Sensor (Low Power Consumption)
- Temperature Sensor (H/W Protection)
- Built-in Computer (Option)
- MagicInfo™ Compatible
- Multi-Display Control

Specification

		400DX(n)/460DX(n)	520DX(n)	570DX(n)	700DX(n)/820DXn
Panel	Diagonal Size	400DX(n): 40"/460DX(n): 46"	52"	57"	70"/82"
	Resolution	1366 x 768	1920 x 1080	1920 x 1080	1920 x 1080
	Brightness (Typ.)	700cd/m ²	700cd/m ²	600cd/m ²	600cd/m ²
	Contrast Ratio (DCR)	2,000:1	2,000:1	2,000:1	1,500:1/2,000:1
	Dynamic C/R	5,000:1	5,000:1	5,000:1	5,000:1
	Viewing Angle (H/V)	178/178	178/178	178/178	178/178
Connectivity	PC Inputs	VGA/DVI/BNC (Support SOG)	VGA/DVI (Support SOG)	VGA/DVI/BNC (Support SOG)	VGA/DVI/BNC (Support SOG)
	Video Inputs	CVBS/S-Video/Component/HDMI	CVBS/HDMI	CVBS/S-Video/Component/HDMI	CVBS/S-Video/Component/HDMI
	Network	O (MagicInfo Pro)*	O (MagicInfo Pro)*	O (MagicInfo Pro)*	O (MagicInfo Pro)
	Speaker	Option	10W x 2 (built-in)	Option	Option
Power	Power Consumption (Max)	400DX(n): 220W/280W* 460DX(n): 270W/330W*	386W/456W*	430W/500W*	800W/1KW
	Power Consumption at Stand-by (Max)	DX: 1W DXn: 5W	DX: 2W DXn: 5W	DX: 1W DXn: 5W	DX: 1W DXn: 5W
	Power Supply	AC 100 - 240 V~ (+/- 10 %), 50/60 Hz	AC 100 - 240 V~ (+/- 10 %), 50/60 Hz	AC 100 - 240 V~ (+/- 10 %), 50/60 Hz	AC 100 - 240 V~ (+/- 10 %), 50/60 Hz
	Weight (Set/Package)	400DX(460): 23.7/28.5(30.0/37.6) 400DXn(460): 25.0/29.8(31.3/39.0)	DX: 36.8/47 DXn: 37.4/47.6	DX: 47.0/57.3 DXn: 48.3/58.6	700DX(n): 104/130 820DXn: 119/154
Spec.	Dimension (W/O Stand)	400DX: 932 x 548 x 130 460DX(n): 1068 x 624 x 130	DX: 1211 x 713 x 137.1 DXn: 1211 x 713 x 137.1	DX: 1347.5 x 800 x 130 DXn: 1347.5 x 800 x 130	700DX(n): 1668 x 990 x 137.5 820DXn: 1915 x 1126 x 143
	Operating Temperature Humidity	0°C ~ 40°C/10°C ~ 40°C* 10 ~ 80%	0°C ~ 40°C/10°C ~ 40°C* 10 ~ 80%	0°C ~ 40°C/10°C ~ 40°C* 10 ~ 80%	10°C ~ 40°C 10 ~ 80%
Feature	Special Features	- Built in Network* - MagicInfo S/W* - Lamp Error Detection - Temperature Sensor - Built in Fan - Video Wall - IR In/Out - RS232C - Brightness Sensor	- Built in Network* - MagicInfo S/W* - Lamp Error Detection - Temperature Sensor - Built in Fan - BNC In/Out - RS232C	- Built in Network* - MagicInfo S/W* - Lamp Error Detection - Temperature Sensor - Built in Fan - Brightness Sensor - IR In/Out - RS232C	- Built in Network* - MagicInfo S/W* - Lamp Error Detection - Temperature Sensor - Built in Fan - IR In/Out - RS232C
Network*	Operating System	Window XP Embedded	Window XP Embedded	Window XP Embedded	Window XP Embedded
	CPU	Athlon X2 Dual-Core	Athlon X2 Dual-Core	Athlon X2 Dual-Core	Athlon X2 Dual-Core
	FDW	4GB	4GB	4GB	4GB
	Memory	SEC DDR2 1GB	SEC DDR2 1GB	SEC DDR2 1GB	SEC DDR2 1GB
	USB	3 USB	3 USB	3 USB	3 USB

* Apply to Network Model Only

* Design and Specifications are subject to change without notice.

SAMSUNG LFD MONITORS

UX/UXn/UTn Series

This series utilizes an ultra-thin bezel for virtually seamless video walls. The display's DID panel enables higher brightness levels and longer operation.

400UX(n)/400UX(n)-M/460UX(n)/460UT(n)/460UT(n)-M



Features

- DID Technology
- Dynamic Contrast Ratio
- Narrow Front Frame Design
- Samsung ID™ Video Wall (Option)
- Built-in Computer (Option)
- MagicInfo™ Compatible

Specification

		400UX(n)	460UX(n)	460UT(n)
Panel	Diagonal Size	40"	46"	46"
	Resolution	1366 x 768	1366 x 768	1366 x 768
	Brightness (Typ.)	700cd/m ²	700cd/m ²	700cd/m ²
	Contrast Ratio (DCR)	2,000:1	2,000:1	3000:1
	Dynamic C/R	5,000:1	5,000:1	40,000:1
	Viewing Angle (H/V)	178/178	178/178	178/178
Connectivity	PC Inputs	VGA/DVI/BNC (Support SOG)	VGA/DVI/BNC (Support SOG)	VGA/DVI (Support SOG)
	Video Inputs	CVBS/S-Video/Component/HDMI	CVBS/S-Video/Component/HDMI	CVBS/HDMI
	Network	O (MagicInfo Pro)*	O (MagicInfo Pro)*	O (MagicInfo Pro)*
	Speaker	X	X	X
Power	Power Consumption (Max)	220W/280W*	270W/340W*	260W/330W*
	Power Consumption at Stand-by (Max)	UX: 1W UXn: 5W	UX: 1W UXn: 5W	UT: 2W UTn: 5W
	Power Supply	AC 100 - 240 V~ (+/- 10 %), 50/60 Hz	AC 100 - 240 V~ (+/- 10 %), 50/60 Hz	AC 100 - 240 V~ (+/- 10 %), 50/60 Hz
	Weight (Set/Package)	UX: 21.2/25.2 UXn: 22.5/26.5	UX: 27.7/32.2 UXn: 29.0/33.5	UT: 28.6/36.4 UTn: 30.0/38.0
Spec.	Dimension (W/O Stand)	UX: 914 x 526 x 118 UXn: 914 x 526 x 118	UX: 1049 x 603 x 118 UXn: 1049 x 603 x 118	UT: 1025.6 x 579.8 x 130.0 UTn: 1025.6 x 579.8 x 130.0
	Operating Temperature Humidity	0°C ~ 40°C/10°C ~ 40°C* 10 ~ 80%	0°C ~ 40°C/10°C ~ 40°C* 10 ~ 80%	0°C ~ 40°C/10°C ~ 40°C* 10 ~ 80%
Feature	Special Features	- Built in Network* - MagicInfo S/W* - Lamp Error Detection - Temperature Sensor - Built in Fan - IR In/Out - RS232C	- Built in Network* - MagicInfo S/W* - Lamp Error Detection - Temperature Sensor - Built in Fan - IR In/Out - RS232C	- Built in Network* - MagicInfo S/W* - Lamp Error Detection - Temperature Sensor - Built in Fan - IR In/Out - RS232C
Network*	Operating System	Window XP Embedded	Window XP Embedded	Window XP Embedded
	CPU	Athlon X2 Dual-Core	Athlon X2 Dual-Core	Athlon X2 Dual-Core
	FDW	4GB	4GB	4GB
	Memory	SEC DDR2 1GB	SEC DDR2 1GB	SEC DDR2 1GB
	USB	3 USB	3 USB	3 USB

* Apply to Network Model Only

* Design and Specifications are subject to change without notice.

SAMSUNG LFD MONITORS

PDP Series

The plasma discharge display enhances your viewing experience through realistic picture quality at an affordable price. And with power consumption as low as LCDs, this is a cost-effective display solution.

P42H(n)/P50H(n)/P50F(n)/P63F(n)



Features

- Plasma Display
- Full HD Resolution (50", 63")
- Built-in Computer (Option)
- MagicInfo™ Compatible
- Remote Access Control
- Stereo Speakers
- Effective Anti Burn-In Algorithm

Specification

		P42H(n)	P50H(n)	P50F(n)	P63F(n)
Panel	Diagonal Size	42"	50"	50"	63"
	Resolution	1024 x 768	1365 x 768	1920 x 1080	1920 x 1080
	Pixel Pitch	0.912(H) x 0.693(V)	0.81(H) x 0.81(V)	0.576(H) x 0.576(V)	0.726(H) x 0.726(V)
	Brightness (Typ.)	1500cd/m ²	1300cd/m ²	1000cd/m ²	1,000cd/m ²
	Contrast Ratio (DCR)	10,000:1	10,000:1	30,000:1	10,000:1
Connectivity	PC Inputs	VGA/DVI (Support SOG)	VGA/DVI (Support SOG)	VGA/DVI (Support SOG)	VGA/DVI (Support SOG)
	Video Inputs	CVBS/HDMI	CVBS/HDMI	CVBS/HDMI	CVBS/HDMI
	Speaker	5W x 2 (built-in)	10W x 2 (built-in)	10W x 2 (built-in)	10W x 2 (built-in)
Power	Power Consumption (Max)	380W	470W	550W	750W
	Power Consumption at Stand-by (Max)	P42Hn: 2W P42Hn: 5W	P50Hn: 2W P50Hn: 5W	P50Fn: 2W P50Fn: 5W	P60Fn: 2W P60Fn: 5W
	Power Supply	AC 100 - 240 V~ (+/- 10 %), 50/60 Hz	AC 100 - 240 V~ (+/- 10 %), 50/60 Hz	AC 100 - 240 V~ (+/- 10 %), 50/60 Hz	AC 100 - 240 V~ (+/- 10 %), 50/60 Hz
Mechanical	Weight (Set/Package)	P42H: 27.6/33 P42Hn: 27.6/33	P50H: 33.7/41.4 P50Hn: 33.7/41.4	P50F: 37.4/45.1 P50Fn: 37.4/45.1	P60F: 65.0/77.5 P42Hn: 65.0/77.5
Spec	Dimension (W/O Stand)	P42H: 1027 x 96.8 x 630.4 P42Hn: 1027 x 96.8 x 630.4	P50H: 1204.6 x 97.1 x 724.1 P50Hn: 1204.6 x 97.1 x 724.1	P50F: 1204.6 x 97.1 x 724.1 P50Fn: 1204.6 x 97.1 x 724.1	P60F: 1502.7 x 99.0 x 893.1 P42Fn: 150.2 x 99.0 x 593.1
Operation	Operating Temperature	0°C ~ 40°C/10°C ~ 40°C*	0°C ~ 40°C/10°C ~ 40°C*	0°C ~ 40°C/10°C ~ 40°C*	0°C ~ 40°C/10°C ~ 40°C*
	Humidity	20 ~ 80%	20 ~ 80%	20 ~ 80%	20 ~ 80%
Regulation	Regulations	CE, UL1492, UL6500, CSA C22.2, FCC Class B	CE, UL1492, UL6500, CSA C22.2, FCC Class B	CE, UL1492, UL6500, CSA C22.2, FCC Class B	CE, UL1492, UL6500, CSA C22.2, FCC Class B
Feature	Special Features	- Built in Network* - MagicInfo S/W* - Anti Burn-in S/W - RS-232C Control - Video Wall Function	- Built in Network* - MagicInfo S/W* - Anti Burn-in S/W - RS-232C Control - Video Wall Function	- Built in Network* - MagicInfo S/W* - Anti Burn-in S/W - RS-232C Control - Video Wall Function	- Built in Network* - MagicInfo S/W* - Anti Burn-in S/W - RS-232C Control - Video Wall Function
Network*	Operating System	Window XP Embedded	Window XP Embedded	Window XP Embedded	Window XP Embedded
	CPU	Athlon X2 Dual-Core	Athlon X2 Dual-Core	Athlon X2 Dual-Core	Athlon X2 Dual-Core
	FDM	4GB	4GB	4GB	4GB
	Memory	SEC DDR2 1GB	SEC DDR2 1GB	SEC DDR2 1GB	SEC DDR2 1GB
	USB	3 USB	3 USB	3 USB	3 USB

* Apply to Network Model Only

• Design and Specifications are subject to change without notice.

SAMSUNG LFD MONITORS

TSn Series

The all-in-one interactive touch display makes usability simple and fast. Plus, the protective glass panel provides for a safe environment.

320TSn/400TSn/460TSn/700TSn/820TSn



Features

- Interactive Touch Display with High Brightness DID Panel
- Detail Image with Full HD Resolution (46", 70", 82")
- IR Sensor Single Touch with Protection Glass
- Built-in Computer
- Built-in Stereo Speakers
- MagicInfo™ and Remote Access Control
- Aluminum Frame

Specification

		320TSn/400TSn	460TSn	700TSn	820TSn
Panel	Diagonal Size	32"/40"	46"	70"	82"
	Resolution	1366 x 768	1920 x 1080	1920 x 1080	1920 x 1080
	Brightness (Typ.)	450cd/m ² /400cd/m ²	420cd/m ²	500cd/m ²	500cd/m ²
	Contrast Ratio	3000:1	3000:1	3000:1	3000:1
	Dynamic C/R	40,000:1	40,000:1	5,000:1	5,000:1
	Viewing Angle (H/V)	178/178	178/178	178/178	178/178
Connectivity	PC Inputs	VGA/DVI (Support SOG)	VGA/DVI (Support SOG)	VGA/DVI/BNC (Support SOG)	VGA/DVI/BNC (Support SOG)
	Video Inputs	CVBS/HDMI	CVBS/HDMI	CVBS/S-Video/Component/HDMI	CVBS/S-Video/Component/HDMI
	Network	O (MagicInfo Pro)	O (MagicInfo Pro)	O (MagicInfo Pro)	O (MagicInfo Pro)
	Speaker	10W x 2 (built-in)	10W x 2 (built-in)	15W x 2 (built-in)	15W x 2 (built-in)
Power	Power Consumption (Max)	198W/290W	330W	880W	1091W
	Power Consumption at Stand-by (Max)	5W	5W	5W	5W
	Power Supply	AC 100 - 240 V~ (+/- 10 %), 50/60 Hz	AC 100 - 240 V~ (+/- 10 %), 50/60 Hz	AC 100 - 240 V~ (+/- 10 %), 50/60 Hz	AC 100 - 240 V~ (+/- 10 %), 50/60 Hz
Mechanical	Weight (Set/Package)	320TSn: 19.5/23.4 400TSn: 28.6/33.6	34.3/40.0	122/148	140/175
Spec.	Dimension (W/O Stand)	320TSn: 787 x 482 x 116 400TSn: 973.2 x 584.4 x 128.1	1104.2 x 658.4 x 134.3	1688 x 989 x 154	1915 x 1125 x 155
Operation	Operating Temperature	10°C ~ 40°C	10°C ~ 40°C	10°C ~ 40°C	10°C ~ 40°C
	Humidity	10 ~ 80%	10 ~ 80%	10 ~ 80%	10 ~ 80%
Feature	Special Features	- Built in Network* - MagicInfo S/W* - Lamp Error Detection - Temperature Sensor - Built in Fan - RS232C	- Built in Network* - MagicInfo S/W* - Lamp Error Detection - Temperature Sensor - Built in Fan - RS232C	- Built in Network* - MagicInfo S/W* - Lamp Error Detection - Temperature Sensor - Built in Fan - IR In/Out - RS232C	- Built in Network* - MagicInfo S/W* - Lamp Error Detection - Temperature Sensor - Built in Fan - IR In/Out - RS232C
Network*	Operating System	Window XP Embedded	Window XP Embedded	Window XP Embedded	Window XP Embedded
	CPU	Athlon X2 Dual-Core	Athlon X2 Dual-Core	Athlon X2 Dual-Core	Athlon X2 Dual-Core
	FDM	4GB	4GB	4GB	4GB
	Memory	SEC DDR2 1GB	SEC DDR2 1GB	SEC DDR2 1GB	SEC DDR2 1GB
	USB	3 USB	3 USB	3 USB	3 USB

* Apply to Network Model Only

• Design and Specifications are subject to change without notice.

SAMSUNG LFD MONITORS

Outdoor (All-in-One)

This all-in-one outdoor display solution has a high-brightness touchscreen and is built for durability. The exterior housing is element-resistant and even contains an air conditioning unit.

460DRn-A/700DRn-A/820DRn-A



Features

- Anti-water and Anti-dust, full weather proof solution
- Fully-integrated PC (2.3GHz CPU, 4GB FDM, 1GB DDR, 40GB HDD)
- Various Network Communication (LAN, WiFi, Bluetooth)
- Touchscreen Integrated (Optional)
- Anti-vandalism function: 5.0T Protection Glass, Shock Sensor, Camera
- Waterproof Stereo Speakers

Specification

		460DRn-A	700DRn-A	820DRn-A
Panel	Diagonal Size	46"	70"	82"
	Resolution	1366 x 768	1920*1080	1920*1080
	Brightness (Typ.)	1500cd/m ²	2000 cd/m ²	2000 cd/m ²
	Contrast Ratio (DCR)	3,500:1	3500:1(TBD)	3500:1(TBD)
	Dynamic C/R	N/A	N/A	N/A
	Viewing Angle (H/V)	178/178	178/178	178/178
Connectivity	PC Inputs	VGA/DVI/PC(Support SOG)	VGA/DVI/PC(Support SOG)	VGA/DVI/PC(Support SOG)
	Video Inputs	CVBS/HDMI	CVBS/HDMI	CVBS/HDMI
	Network	O (MagicInfo Pro)	O (MagicInfo Pro)	O (MagicInfo Pro)
	Speaker	10W x 2 (built-in)	15W x 2(TBD)	15W x 2(TBD)
Power	Power Consumption (Max)	1.51KW	3.5KW(TBD)	3.8KW(TBD)
	Power Consumption at Stand-by (Max)	5W (Aircon Off)	5W(Aircon Off)	5W(Aircon Off)
	Power Supply	AC 220 - 240 V~ (+/-10%), 50 Hz	AC 100 - 240 V~ (+/- 10 %), 50/60 Hz	AC 100 - 240 V~ (+/- 10 %), 50/60 Hz
Mechanical Spec.	Weight (Set/Package)	165/180kg	TBD	TBD
	Dimension (W/O Stand)	740.0 x 1980.0 x 241.5	TBD	TBD
Operation	Operating Temperature	-30°C ~ 43°C		
	Humidity	0 ~ 80%		
Feature	Special Features	- Built-in Air Conditioner	-Built-in Air Conditioner	-Built-in Air Conditioner
		- Housing Type	-Housing Type	-Housing Type
Network*	Operating System	Window XP Embedded	Window XP Embedded	Window XP Embedded
	CPU	Athlon X2 Dual-Core	Athlon X2 Dual-Core	Athlon X2 Dual-Core
	HDD	40GB	40GB	40GB
	Memory	SEC DDR2 1GB	SEC DDR2 1GB	SEC DDR2 1GB
	USB	5 USBs	5 USBs	5 USBs

* Apply to Network Model Only

• Design and Specifications are subject to change without notice.

SAMSUNG LFD MONITORS

Window Display

The built-in System Cooling technology with cross-flow fans allows you to place this unit in warm situations, even in direct sunlight.

460DRn-S



Features

- Window Display Solution with Samsung Cooling Technology
- Durable DID Panel with High Brightness
- Protection Glass
- Built-in Computer (Option)
- MagicInfo™ and Remote Access Control
- Aluminum Frame

Specification

		460DRn-S
Panel	Diagonal Size	46"
	Resolution	1366 x 768
	Brightness (Typ.)	1500cd/m ²
	Contrast Ratio (DCR)	3500:1
	Dynamic C/R	-
	Viewing Angle (H/V)	178/178
Connectivity	PC Inputs	VGA/DVI (Support SOG)
	Video Inputs	CVBS/HDMI
	Network	O (MagicInfo Pro)
	Speaker	10W x 2(Built in)
Power	Power Consumption (Max)	500W(TBD)
	Power Consumption at Stand-by (Max)	5W
	Power Supply	TBD
Mechanical Spec.	Weight (Set/Package)	42/49 (Portrait)
	Dimension (W/O Stand)	44/51 (Landscape)
	Dimension (W/O Stand)	Landscape Type: 1127.0 x 776.0 x 163.0 Portrait Type: 681.0 x 1220.0 x 163.0
Operation	Operating Temperature	(TBD)
	Humidity	TBD
Feature	Special Features	- Built-in Cross Flow Fan (Landscape: 3ea, Portrait: 2ea)
Network*	Operating System	Window XP Embedded
	CPU	Athlon X2 Dual-Core
	FDM	4GB
	Memory	SEC DDR2 1GB
	USB	3 USB

* Apply to Network Model Only


• Design and Specifications are subject to change without notice.

SAMSUNG LFD MONITORS

Samsung UD

Samsung's UD software allows for the creation of video walls of up to 250 displays. And with real-time interactive control, you can manage up to 125 different sources from a single PC.

400UXn-UD/460UXn-UD



Features

- Interactive, Spectacle, Giga-pixel Content Display
- Transmits a Picture of the PC Screen to the Multi-Video Wall (Sender Node)
- Transmits a Camcorder/Webcam Captured Image to the Multi-Video Wall (Stream Node)
- 250 Display Control with One Server
- 11mm Ultra-slim, Metal-finished Bezel Design
- Easy Installation with Samsung ID (Interlocking Display)
- Various Installation Method
- Enhanced Networking Capabilities

Specification

		400UXn-UD	460UXn-UD
Panel	Diagonal Size	40"	46"
	Resolution	1366 x 768	1366 x 768
	Brightness (Typ.)	700cd/m ²	700cd/m ²
	Contrast Ratio (DCR)	2000:1	2000:1
	Dynamic C/R	5,000:1	5,000:1
	Viewing Angle (H/V)	178/178	178/178
Connectivity	PC Inputs	VGA/DVI/BNC	VGA/DVI/BNC
	Video Inputs	CVBS/S-Video/Component/HDMI	CVBS/S-Video/Component/HDMI
	Network	O (MagicInfo Pro)	O (MagicInfo Pro)
	Speaker	X	X
Power	Power Consumption (Max)	280W	340W
	Power Consumption at Stand-by (Max)	5W	5W
	Power Supply	AC 100 - 240 V~ (+/- 10 %), 50/60 Hz	AC 100 - 240 V~ (+/- 10 %), 50/60 Hz
Mechanical	Weight (Set/Package)	24/28	31/35.5
Spec.	Dimension (W/O Stand)	914 x 585 x 311	1049 x 603 x 118
Operation	Operating Temperature	10°C ~ 40°C	10°C ~ 40°C
	Humidity	10 ~ 80%	10 ~ 80%
Feature	Special Features	- Lamp Error Detection	- Lamp Error Detection
		- Temperature Sensor	- Temperature Sensor
		- Built in Fan	- Built in Fan
		- IR In/Out	- IR In/Out
		- RS232C	- RS232C
Network*	Operating System	Window XP Embedded	Window XP Embedded
		CPU	Athlon X2 Dual-Core
	FDM	4GB	4GB
	Memory	SEC DDR2 1GB	SEC DDR2 1GB
USB	3 USB	3 USB	

* Apply to Network Model Only

• Design and Specifications are subject to change without notice.

SAMSUNG LFD MONITORS

SBB Network

This slim PC allows for the networking of MX, CX, FX and PDP series displays. Not only can you control what's being displayed but you will also have remote access control with our MagicInfo software.



Features

- XP-embedded Terminal with Slim Design
- Dual Core Processor (High End Only)
- High Reliability
- HDMI Out, VGA Out
- Multi-Display Control, MagicInfo™ Workable with Samsung LFD
- 2DIMM Slots for DDR2 (1G Default)
- 2.5" SATA HDD (40G Default)
- 4 USBs (2 USB 2.0)

Specification

		High End	Basic
CPU		AMD Athlon X2 Dual-Core - 2.3GHz, 64-bit Dual Core / 1GHz FSB - 256KB(L1) / 1MB(L2) Cache	Mobile AMD Sempron - 1GHz, 64-bit Single Core / 800MHz FSB - 128KB (L1) / 256KB (L2) Cache
	Memory	DDR2-DIMM (240p) x 2 - Dual Channel Support	DDR2-DIMM (240p) x 2 - Dual Channel Support
North Bridge		RS 780 - AMD HT3 Supports North Bridge with Integrated Graphics	RS 780 - AMD HT3 Supports North Bridge with Integrated Graphics
	South Bridge	SB 700 - SATA / PATA Controller - USB 2.0 Host Controller - HD Audio Codec (Azalia) Support	SB 700 - SATA / PATA Controller - USB 2.0 Host Controller - HD Audio Codec (Azalia) Support
Graphics		RS780 Integrated Graphics - 2D/3D Acceleration Engine - UVD: Full HD MPEG-2/H.264/VC1 - Video Memory : UMA + Side Port (64MB)	RS780 Integrated Graphics - 2D/3D Acceleration Engine - UVD: Full HD MPEG-2/H.264/VC1 - Video Memory : UMA + Side Port (64MB)
	Audio	RealTek ALC262 Azalia CODEC (Stereo) or AMD HDMI Audio	RealTek ALC262 Azalia CODEC (Stereo) or AMD HDMI Audio
LAN	Marvell 88e8055 GbE Controller	Marvell 88e8055 GbE Controller	
Ext. Slot	No Expansion Slot Available	No Expansion Slot Available	
Storage Interface	SATA x 1, PATA x 1	SATA x 1, PATA x 1	
Storage Device	2.5" SATA HDD 40GB	2.5" SATA HDD 40GB	
IO Ports	HDMI	Single Channel HDMI Port (up-to 1080p)	Single Channel HDMI Port (up-to 1080p)
	VGA	Analog RGB Out (15-pin Dsub)	Analog RGB Out (15-pin Dsub)
	LAN	GbE LAN (RJ-45)	GbE LAN (RJ-45)
	USB	USB 2.0 Port x 4	USB 2.0 Port x 4
	Audio	Stereo Audio Out (Phone Jack) HDMI Audio (Built in HDMI Conn.)	Stereo Audio Out (Phone Jack) HDMI Audio (Built in HDMI Conn.)
	Serial	RS-232C (Dsub 9p) x 1	RS-232C (Dsub 9p) x 1
POWER	87 Watts 110V ~ 220V	60 Watts 110V ~ 220V	

• Design and Specifications are subject to change without notice.

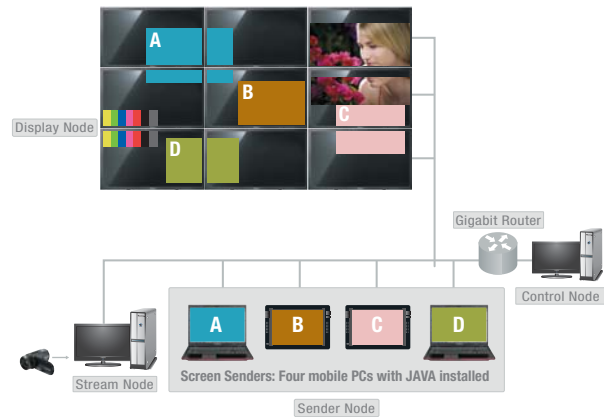
Samsung UD

• Supporting Format

Images	Movies	Video Stream
<ul style="list-style-type: none"> - TIFF, JPEG, GIF, BMP, PNG (up to 25 Megapixels) - No preprocessing required 	<ul style="list-style-type: none"> - Anything Quicktime can decode - Some formats at large sizes need conversion to work well under Windows 	<ul style="list-style-type: none"> - Standard and high definition video streams over the network are supported. - Requires a separate powerful Windows machine to handle decoding and sending
Large Images	Senders	
<ul style="list-style-type: none"> - Up to gigapixel images - Requires preprocessing to pyramidal TIFF, JPEG, TIFF, or PNG 	<ul style="list-style-type: none"> - Any networked computer screen from a machine capable of running Java - Wired/ Wireless network connections - Mouse interaction through tiled display interface with sender machine - Desire to do on window-by-window basis (deferred) 	

• Software

- Display Node
Network monitor which acts as a display device.
- Control Node
User Interface software to controls appearance of the Display Node
- Sender Node
Transmits a picture of the PC screen with the Sender software
- Stream Node
Displays captured image or WMV video



• System Requirement

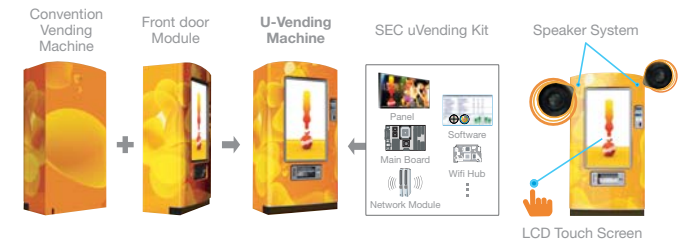
<p>Display Node</p> <ul style="list-style-type: none"> • Windows XP Embedded • Video card supports OpenGL1.2 • QuickTime version 7 or later • Google Earth • 1Gbit Network 	<p>Control Node</p> <ul style="list-style-type: none"> • Windows XP SP2 / Vista • Video card supports OpenGL1.2 • Quicktime version 7 or higher • Java Runtime Environment V1.6 or high • 1 GB RAM or more, 2 GHz CPU (Minimum system requirements) • 1Gbit Network • Google Earth
<p>Sender Node</p> <ul style="list-style-type: none"> • Windows XP SP2 / Vista • Java Runtime Environment V1.6 or higher • Dual Core 1.8 GHz CPU and 2 GB RAM (Minimum system requirements) • 1Gbit Network 	<p>Stream Node</p> <ul style="list-style-type: none"> • Windows XP SP2 • Webcam, Video Capture Device • Quad Core 2.4GHz CPU and 2 GB RAM (Minimum system requirements) • 1Gbit Network

Samsung uVending

Who ever thought that a simple vending machine could be an intelligent business solution? We did. Built from advanced technology, Samsung's interactive uVending solution can tell you when your inventory is running low, which product is the most profitable and even alert you when it's being vandalized. Our uVending solution is changing the way people think about vending machines-one machine at a time.

• Customizable to meet your needs

The Samsung uVending kit is a unique solution, regardless of your vending platform. With innovative features such as a 46-inch DID panel, network module, shock sensor, WiFi, and built-in camera, it's no wonder why our uVending solution is so flexible and effective. So from beverages to accessories, we can help you meet your vending needs.



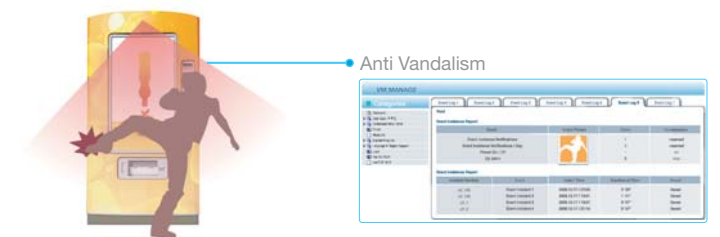
• More than just a vending machine

Transform your vending machine into a versatile and intelligent business solution with our Vending Machine Management solution. Learn which products are the most profitable. Check inventory levels before you run out. Get real-time status information so you can make any updates before losing any business.



• Curbing vandalism

Protecting your vending machines against vandalism is nearly an impossible task. But our uVending solution can help defend your machines against potential vandals. Once the shock sensor detects a disturbance, it projects a warning message and the built-in camera is activated. It then reports the incident in real-time to a network server so you will be notified immediately.



• Break through the clutter

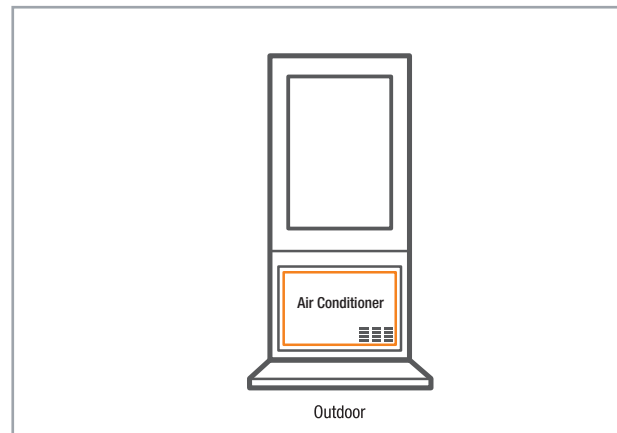
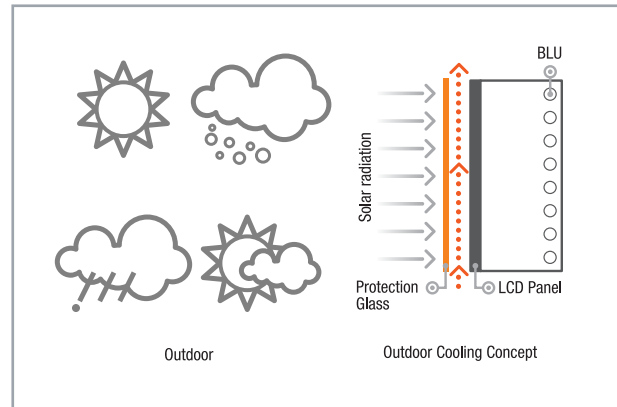
With Samsung's innovative uVending solution, we can transform your vending machine into a vending billboard. The eye-catching Interactive Screen allows you to display promotional information about your product on the front of the vending machine. Our Web-based solution also makes managing this information easy and convenient.



Outdoor (All-in-One)

Your LFD can be your first point of contact with your audience, and the Samsung SyncMaster 460DR/DRn is sure to leave a good impression. Features such as improved readability, increased network capabilities and optional air conditioner transform the 460DR/DRn into an LFD that's optimal for any outdoor environment. And don't forget the clear and high-quality images you've come to expect from our Samsung LFDs.


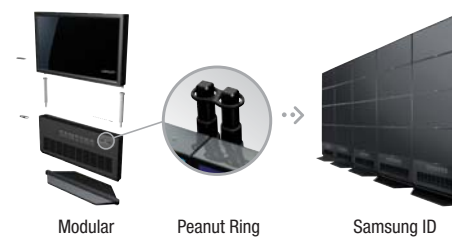

- Improved readability**
 High brightness and high contrast make Samsung LFDs the natural choice for outdoor venues. The specially-designed LCD panel delivers increased readability and clarity in almost any lighting situation—indoor or out. What's more, Samsung LFDs produce images that are 3 times brighter than standard TVs or monitors.
- Customized installation**
 Following the enclosed Housing Guide, you can easily install and customize the housing for your Samsung LFD. And no matter how complex the configuration, the 460DR/460 DRn can be easily installed to create a high-impact visual expression.
- Optional air conditioner**
 Having the ability to control the temperature inside of your LFD is important, especially when used outdoors. That's why the 460DR/460 DRn can be purchased with an optional air conditioner feature. It helps to maintain the optimal temperature within the housing, to prevent overheating and permanent damage.
- Enhanced networking capabilities**
 The built-in network module on the LFD monitor provides you with another layer of convenience. The module allows for easy networking for greater efficiency and overall performance.
- 4-way anti-burn-in protection**
 Protecting your Samsung LFD from burn-in is critical to its longevity. Each LFD provides you with the ability to choose from among six types of anti-burn protection, as well as the time period of each operation.
- High Definition Multimedia Interface**
 As an added feature, the Samsung LFD comes fully-equipped with a high-performance High Definition Multimedia Interface (HDMI). This will allow your LFD to connect with any compatible digital audio/video source.



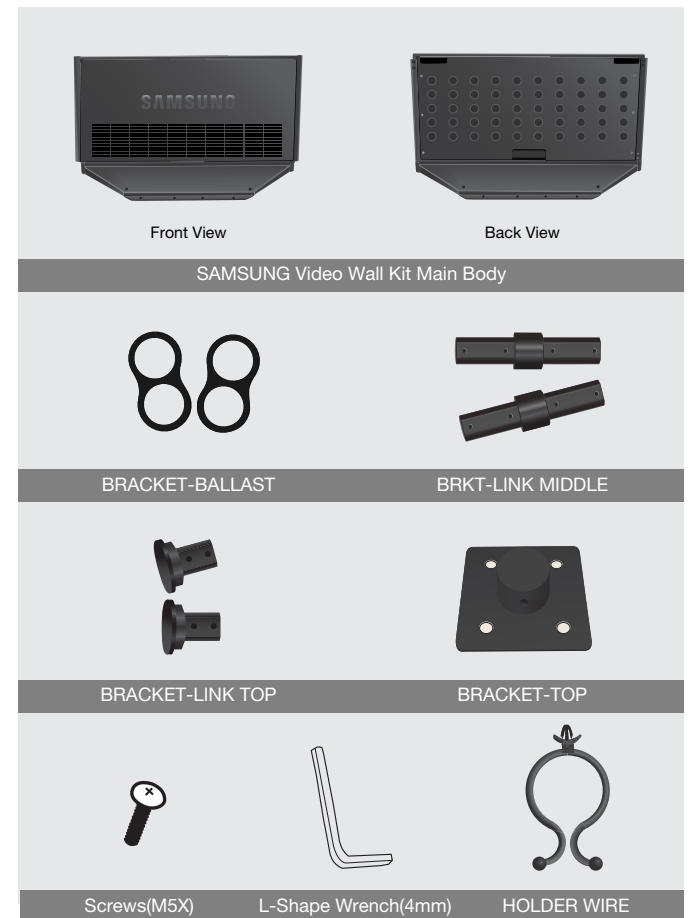
Samsung ID / Samsung ID2

Samsung's UX/UXn LFD will help deliver a larger-than-life message to your audience. The new Samsung ID2 boasts a 3.6mm ultra-slim bezel that provides for a larger display surface. This new feature is particularly useful when creating video walls. For example, Samsung has devised a way to configure the LFDs so that up to four units can be placed vertically, and with no limits to how many are placed horizontally. And with crystal-clear images, Samsung's LFDs will reproduce spectacular visuals that are guaranteed to grab everyone's attention.

- Ultra-slim bezel**
 At an amazing 3.6mm, the new bezel design takes LFDs to a next level. This ultra-slim bezel design enhances the viewers' visual experience with clean minimalist borders that surround the image area. This thoughtful design is ideal for multiple-monitor setups.
- Easy installation**
 The "Lego brick" design of the UX/UXn allows for quick and easy installation without hiring any outside help. So regardless of how complex your configuration, the UX/UXn can be easily installed to create a high-impact visual expression.
- Various installation Methods**
 Whether the ideal image orientation is vertical or horizontal, the Samsung UX/UXn LFD can be configured to best suit your needs. With the UX/UXn, your configuration options are virtually limitless. Feel free to experiment and discover new configurations that will grab the attention of your audience.



Package Contents



Samsung PROM

- Provides statistical information on the number, gender, and age group of viewers by recognizing and tracking faces of viewers
- Allows users to analyze effectiveness of advertisements
- Scheduling of contents based on characteristics of viewers (Smart Scheduling)

Specifications

1. Hardware System

Allio (or i-Capture + SmartBox2) attached to SAMSUNG LFD

- Hardware Interface: Ethernet
- Right and Left Face Recognition Range: 125 degrees

2. Software

MagicInfo-i standard or equivalent S/W certified by SAMSUNG

- A. MagicInfo-i Author or equivalent S/W certified by SAMSUNG
- B. MagicInfo-i Server or equivalent S/W certified by SAMSUNG
- C. MagicInfo-i Player or equivalent S/W certified by SAMSUNG

3. Software Operating Environment

- A. MagicInfo-i Author, Server - Windows 2000, XP, 2003
- B. MagicInfo-i Player - Windows XP Embedded

4. Features

- A. Proactive Advertising
- B. Automatically detects and tracks viewers' faces
- C. Interactive Action Script (Visual Basic Script)
- D. Customizable Viewer size
- E. Smart scheduling



MagicInfo

Samsung MagicInfo is a powerful professional user interface that enables the creation and control of an extended network environment. MagicInfo is the ideal choice for businesses that want to enjoy the benefits of a robust digital display solution without the need of a dedicated PC for each individual display. This unique interface solution exclusive to Samsung's LFDs provides a considerable savings in operation costs and improves the delivery of your key message. (Network Models Only)

WAN/LAN Based Solution

MagicInfo Pro uses an Ethernet network for servers and monitors, and transfers media files (image files, music files, and movies) and office files (HTML, PDF, Flash, RSS) from the server to the monitors over the network.

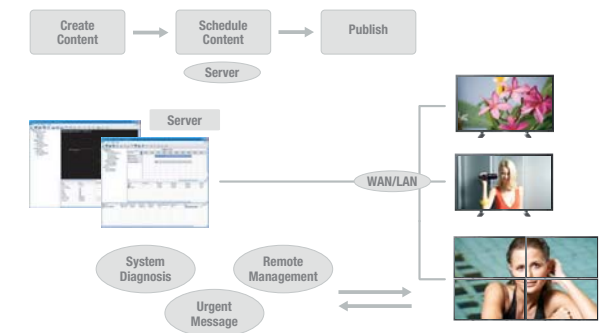
Multiple monitors are connected to a server via a network and the server can transfer files to all the monitors at the same time.

• Simple Content Design

Creates a view or selects a created view for each menu item so that you can perform a screen schedule and performs basic control for the monitors from the server. (FLASH, Image, Input Source, Office, PDF, Sound, Text, Video and Internet).

• Easy Content Scheduling

Select the screen on which it should be displayed, the time at which it should go live. This three step process ensures quick and easy scheduling of contents.



WEB Based Solution

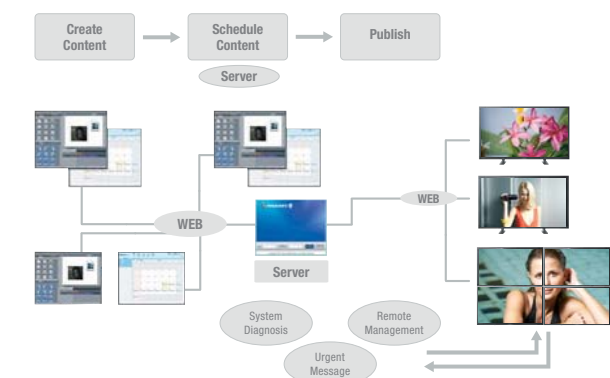
A User can arrange various objects such as, Graphic, text video, animation, clock, logo, and RSS, and generate effective presentations and interactive contents by using MagicInfo. A user can connect to the server and control devices remotely and organize content with various effects using their web browser. A Server manages generated contents for easy reusing, searching, and distributing. Centralized creation and distribution system makes various types of display management simple. A Player can be applied to various display. For example, it can produce interactive contents by applying all Samsung Network display.

• Various types and multi pages of Content Design

Author is a tool to create effective presentations and interactive content by arranging various elements with user friendly interface. (such as Shape, FLASH, Image, clock, Input Source, Office, PDF, Sound, Text, Video and Internet).

• Content Schedule with accessing Web Server

Schedule with contents which should be displayed and select the monitors this step process ensures quick and easy scheduling of contents. you can make and delivery schedule at anywhere.



SPECIAL FEATURE

MagicInfo

WEB/WAN/LAN Based Solution

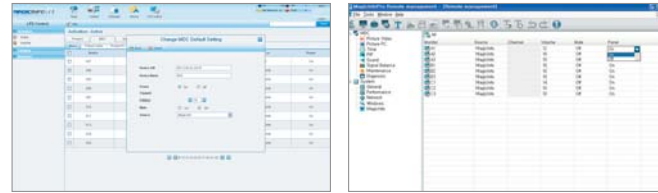
A User can arrange various objects such as, Graphic, text video, animation, clock, logo, and RSS, and generate effective presentations and interactive contents by using MagicInfo.
A user can connect to the server and control devices remotely and organize content with various effects using their web browser.

A Server manages generated contents for easy reusing, searching, and distributing. Centralized creation and distribution system makes various types of display management simple.

A Player can be applied to various display. For example, it can produce interactive contents by applying all Samsung Network display.

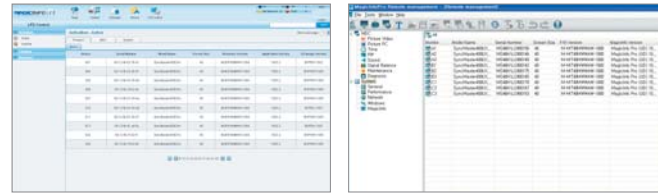
- Remote Device Management

The device management feature of MagicInfo show the status of each screen and allows the settings of each display to be managed remotely. Adjust the color, brightness, RGB values and Panel Off/On, Volume On, Off for a display monitor remotely.




- System Diagnosis

You can view the system information for a device. Displays the items required to manage the system properties of the client in a view. You can check the network system information and Monitor status. Such as CPU, memory, storage, Monitor temperature, Serial Number.



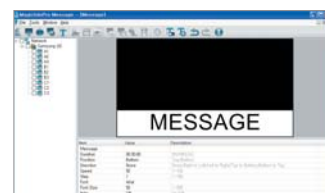
- Video Wall

A video wall allows multiple screens to play a single content item, where each screen plays a part of the content. Therefore, you can create a very large screen using a video wall.



- Available USB based local Schedule

In case of no Network setting, save schedule to USB memory stick, and plug USB memory to monitor. The monitor automatically download the contents and schedule and play.

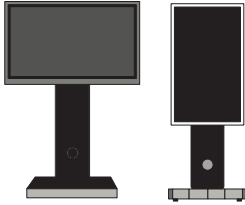






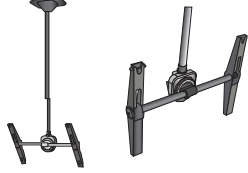
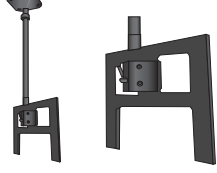
- Targeted messaging

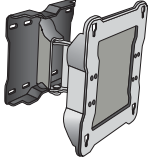



Write a message or urgent message to publish content immediately or schedule content for the selected device and device group. Set the font, font size, and font color of an urgent message. Set the background image, position on the screen, scroll on/off, timer on/off for an urgent message. Supports the preview of an urgent message on the server.

ACCESSORIES

LCD/PDP Accessory

<p>Welcome Board</p>  <p>Product Name STN-520WE</p>	<p>Samsung ID Stand</p>  <p>Product Name MID40 MID46</p>
---	---

<p>Speaker</p>  <p>Product Name SP-L400DB(S)</p>	<p>Speaker</p>  <p>Product Name SP-L460DB(S)</p>	<p>Speaker</p>  <p>Product Name SP-L570DB(S)</p>	<p>Ceiling Mount</p>  <p>Product Name CML500D</p>	<p>Ceiling Mount</p>  <p>Product Name CML630D</p>
--	--	--	---	---

<p>Wall Mount</p>  <p>Product Name WMN4070D</p>	<p>Wall Mount</p>  <p>Product Name WMN-5770D</p>	<p>Wall Mount</p>  <p>Product Name WMN-7070D VMN-7070D</p>	<p>Wall Mount</p>  <p>Product Name WMN-8270D VMN-8270D</p>
--	---	--	--

Accessory

Item	Model	Wall Mount		Ceiling Mount	Welcome Board	Stand	Samsung ID	Speaker		
		Horizontal	Vertical							
LCD	320MX(N)	WMTL4001D		X	X	STN-L3257D	X	Built In		
	400MX(N)	WMN4250D	VMN4240D	CML500D	STN-520WE (new)					
	400CX(N)									
	400TSN	WMN5770D								
	460MX(N)	WMN4250D	VMN4240D							
	460CX(N)									
	460TSN	WMN5770D								
	400DX(N)	X								
	400UX(N)	WMN5770D								
	460DX(N)	WMN5770D								
	460UX(N)	WMN5770D								
	460UT(N)	WMN5770D								
520DX(N)	WMN5770D		X			STN-520WE (new)				
570DX(N)	WMN5770D		X	X						
700DX(N)	WMN7070D	VMN7070D	X	X	Bundle	X	Built In			
820DX(N)	WMN8270D	VMN8270D	X	X						
PDP	P42H	WMN5770D		CML500D	STN-520WE (new)			STN-4063D	X	Built In
	P50F	WMN5770D		CML500D	STN-520WE (new)			SMM6330D		
	P63F	WMN5770D		CML630D	X			SMM6330D		

• L: Landscape Mode / P: Portrait Mode