


Lenovo

Lenovo VIBE P1

Quick Start Guide

Lenovo P1a42

 Read this guide carefully before using your smartphone.

Contents

First glance.....	1
Installing the Nano-SIM card.....	2
Charging the battery.....	3
Important safety and handling information	4
Service, support, and warranty information.....	7
Recycling and environmental information	8
European Union Compliance Statement	11
Specific Absorption Rate information.....	12

Read before using your smartphone

Read first — regulatory information

Be sure to read the *Regulatory Notice* for your country or region before using the wireless devices contained in your Lenovo Mobile Phone. To obtain a PDF version of the *Regulatory Notice*, see the “Downloading publications” section. Some regulatory information is also available in **Settings > About phone > Regulatory information** on your smartphone.

Getting support

To get support on network service and billing, contact your wireless network operator. To learn how to use your smartphone and view its technical specifications, go to <http://support.lenovo.com/>.

Downloading publications

To obtain the latest smartphone manuals, go to:
<http://support.lenovo.com/>

Accessing your User Guide

Your *User Guide* contains detailed information about your smartphone. To access your *User Guide*, use one of the following methods:

- Go to <http://support.lenovo.com> and follow the instructions on the screen.
- Turn on your smartphone, and then open the **User Guide** app.

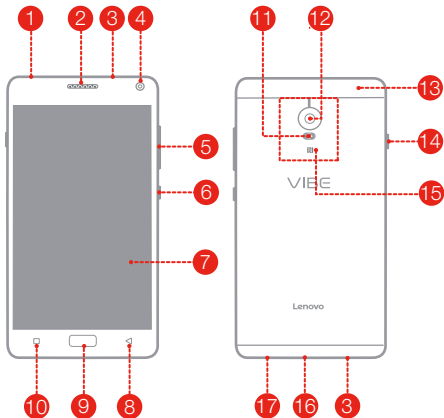
Legal notices

Lenovo and the Lenovo logo are trademarks of Lenovo in the United States, other countries, or both.

Other company, product, or service names may be trademarks or service marks of others.



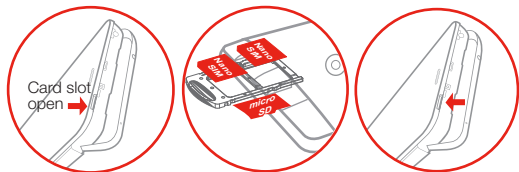
First glance



- | | | |
|------------------------|------------------------|-----------------------------|
| 1 Headset connector | 2 Receiver | 3 Microphone |
| 4 Front-facing camera | 5 Volume buttons | 6 Power button |
| 7 Touch screen | 8 Back button | 9 Fingerprint & Home button |
| 10 Multitask button | 11 Flashlight | 12 Rear-facing camera |
| 13 Card slot cover | 14 Power saving switch | 15 NFC antenna area |
| 16 Micro USB connector | 17 Speaker | |

Installing the Nano-SIM card

A Nano-SIM card provided by your carrier is required in order to use cellular services. A microSD card is required to store data. Install the Nano-SIM card and the microSD card as shown.




Step 1. Open the card slot cover.

Step 2. Pull out the Nano-SIM card tray and position the Nano-SIM card into the tray in correct orientation. Carefully insert the tray with the installed cards back into the slot.

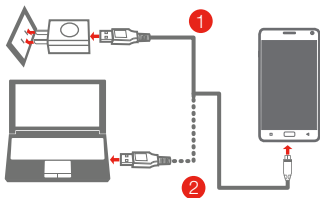
Insert the microSD card into the slot.

Step 3. Install the card slot cover back.

 Only Nano-SIM card works with your smartphone. Always turn off your smartphone first before you insert or remove a Nano-SIM card. Insert or remove a Nano-SIM card with your smartphone on may damage your Nano-SIM card or smartphone permanently.

Charging the battery

Charge the battery as shown.



Method 1. Connect your smartphone to a power outlet using the cable and USB power adapter that come with your smartphone.

Method 2. Connect your smartphone to a computer using the cable that comes with your smartphone.

Turning on or turning off your smartphone



Turn on: Press and hold the power button until the Lenovo logo appears.

Turn off: Press and hold the power button for a few seconds, then tap **Power off**.

New features

Your phone has some new features, such as Fingerprint, NFC, etc. To learn more about these features, see “New features” section in *User Guide*.

- ⓘ Your smartphone has a built-in rechargeable battery. For more information about battery safety, see the “Built-in rechargeable battery notice” section. The battery in this product cannot be easily replaced by yourself.

Important safety and handling information

This section contains important safety and handling information for Lenovo smartphones. Additional safety and handling information is provided in the *User Guide*. See the “Accessing your *User Guide*” section for details.

Operating temperature

Use the Lenovo Phone only in the temperature range of -10°C (14 °F) — 35°C (95 °F) to avoid damage.

Plastic bag notice

DANGER: Plastic bags can be dangerous. Keep plastic bags away from babies and children to avoid danger of suffocation.

General battery notice

Batteries supplied by Lenovo for use with your product have been tested for compatibility and should only be replaced with approved parts. Risk of explosion if the battery is replaced with an incorrect type. Dispose of used batteries according to the instructions.

Rechargeable battery notice

CAUTION: Risk of explosion if the battery is replaced with an incorrect type.

When replacing the lithium battery, use only the same or an equivalent type that is recommended by the manufacturer. The battery contains lithium and can explode if not properly used, handled, or disposed of. Dispose of used batteries according to the instructions.

Do not:

- Throw or immerse into water
- Heat to more than 100°C (212°F)
- Repair or disassemble

Built-in rechargeable battery notice

CAUTION: Do not attempt to replace the internal rechargeable lithium ion battery. Contact Lenovo Support for factory replacement.

Charging

Lenovo is not responsible for the performance or safety of products not manufactured or approved by Lenovo. Use only approved Lenovo ac adapters and batteries. Adapter shall be installed near the equipment and shall be easily accessible.

Prevent hearing damage

The Lenovo Phone has a headphone connector. Always use the headphone connector for headphones (also called a headset) or earphones.

CAUTION: Excessive sound pressure from earphones and headphones can cause hearing loss. Adjustment of the equalizer to maximum increases the earphone and headphone output voltage and the sound pressure level. Therefore, to protect your hearing, adjust the equalizer to an appropriate level.

Excessive use of headphones or earphones for a long period of time at high volume can be dangerous if the output of the headphone or earphone connectors do not comply with specifications of EN 50332-2.

The headphone output connector of the Lenovo Phone complies with EN 50332-2 Sub clause 7. This specification limits the Lenovo Phone's maximum wide band true RMS output voltage to 150 mV. To help protect against hearing loss, ensure that the headphones or earphones you use also comply with EN 50332-2 (Clause 7 limits) for a wide band characteristic voltage of 75 mV. Using headphones that do not comply with EN 50332-2 can be dangerous due to excessive sound pressure levels.

If the Lenovo Phone came with headphones or earphones in the package, as a set, the combination of the headphones or earphones and the Lenovo Phone already complies with the specifications of EN 50332-1. If different headphones or earphones are used, ensure that they comply with EN 50332-1 (Clause 6.5 Limitation Values). Using headphones that do not comply with EN 50332-1 can be dangerous due to excessive sound pressure levels.

Sound pressure warning statement

For the device that is tested in accordance with EN 60950-1: 2006+A11:2009+A1:2010+A12:2011+A2:2013, it is mandatory to perform audio tests for EN50332.

This device has been tested to comply with the Sound Pressure Level requirement in the applicable EN 50332-1 and/or EN 50332-2 standards. Permanent hearing loss may occur if earphones or headphones are used at high volume for prolonged periods of time.



Warning statement: To prevent possible hearing damage, do not listen at high volume levels for long periods.

Polyvinyl Chloride (PVC) cable and cord notice

WARNING: Handling the cord on this product or cords associated with accessories sold with this product will expose you to lead, a chemical known to the State of California to cause cancer, and birth defects or other reproductive harm. Wash hands after handling.

Disposing according to local laws and regulations

When the Lenovo Phone reaches the end of its useful life, do not crush, incinerate, immerse in water, or dispose of the Lenovo Phone in any manner contrary to local laws and regulations. Some internal parts contain substances that can explode, leak, or have an adverse environmental effect if disposed of incorrectly. See "Recycling and environmental information" for additional information.

Service, support, and warranty information

The following information describes the technical support that is available for your product, during the warranty period or throughout the life of your product. Refer to the Lenovo Limited Warranty for a full explanation of Lenovo warranty terms.

Online technical support

Online technical support is available during the lifetime of a product at: <http://www.lenovo.com/support>

Telephone technical support

Where applicable, you can get help and information from the Customer Support Center by telephone. Before contacting a Lenovo technical support representative, please have the following information available: model and serial number, the exact wording of any error message, and a description of the problem.

Your technical support representative might want to walk you through the problem while you are at your phone during the call.

Worldwide Lenovo Support telephone list

IMPORTANT: Telephone numbers are subject to change without notice. The most up-to-date telephone list for the Customer Support Center is always available at:

<http://support.lenovo.com/supportphonenumberlist>

The Customer Support Center phone number is subject to change. For the latest phone number, go to the e-support website. If the telephone number for your country or region is not listed, contact your Lenovo reseller or Lenovo marketing representative.

Lenovo Limited Warranty (LLW) notice

Read the full LLW at <http://support.lenovo.com/smartphone-llw>. You can view the LLW in a number of languages from this Web site. If you cannot view the LLW either from the Web site or from your phone, contact your local Lenovo office or reseller to obtain a printed version of the full LLW.

IMPORTANT: Lenovo Smartphone Products do not have International Warranty Services.

Recycling and environmental information

General recycling statement

Lenovo encourages owners of information technology (IT) equipment to responsibly recycle their equipment when it is no longer needed. Lenovo offers a variety of programs and services to assist equipment owners in recycling their IT products. For information on recycling Lenovo products, go to <http://www.lenovo.com/recycling>.

Important WEEE information



Electrical and electronic equipment marked with the symbol of a crossed-out wheeled bin may not be disposed as unsorted municipal waste. Waste of electrical and electronic equipment (WEEE) shall be treated separately using the collection framework available to customers for the return, recycling, and treatment of WEEE.

Country-specific information is available at:
<http://www.lenovo.com/recycling>

Recycling information for India

Recycling and disposal information for India is available at:
http://www.lenovo.com/social_responsibility/us/en/sustainability/ptb_india.html

Battery recycling information for the European Union

EU



Batteries or packaging for batteries are labeled in accordance with European Directive 2006/66/EC concerning batteries and

accumulators and waste batteries and accumulators. The Directive determines the framework for the return and recycling of used batteries and accumulators as applicable throughout the European

Union. This label is applied to various batteries to indicate that the battery is not to be thrown away, but rather reclaimed upon end of life per this Directive.

In accordance with the European Directive 2006/66/EC, batteries and accumulators are labeled to indicate that they are to be collected separately and recycled at end of life. The label on the battery may also include a chemical symbol for the metal concerned in the battery (Pb for lead, Hg for mercury, and Cd for cadmium). Users of batteries and accumulators must not dispose of batteries and accumulators as unsorted municipal waste, but use the collection framework available to customers for the return, recycling, and treatment of batteries and accumulators. Customer participation is important to minimize any potential effects of batteries and accumulators on the environment and human health due to the potential presence of hazardous substances. For proper collection and treatment, go to:
<http://www.lenovo.com/recycling>

Restriction of Hazardous Substances Directive (RoHS)

European Union

Lenovo products sold in the European Union, on or after 3 January 2013 meet the requirements of Directive 2011/65/EU on the restriction of the use of certain hazardous substances in electrical and electronic equipment ("RoHS recast" or "RoHS 2").

For more information about Lenovo progress on RoHS, go to:
http://www.lenovo.com/social_responsibility/us/en/RoHS_Communication.pdf

India

RoHS compliant as per E-Waste (Management & Handling) Rules, 2011.

Vietnam

Lenovo products sold in Vietnam, on or after September 23, 2011, meet the requirements of the Vietnam Circular 30/2011/TT-BCT ("Vietnam RoHS").

Ukraine

Цим підтверджуємо, що продукція Леново відповідає вимогам нормативних актів України, які обмежують вміст небезпечних речовин

Turkish

The Lenovo product meets the requirements of the Republic of Turkey Directive on the Restriction of the Use of Certain Hazardous Substances in Waste Electrical and Electronic Equipment (WEEE).

Türkiye AEEE Yönetmeliğine Uygunluk Beyanı

Bu Lenovo ürünü, T.C. Çevre ve Orman Bakanlığı'nın "Atık Elektrikli ve Elektronik Eşya Bazı Zararlı Maddelerin Kullanımının Sınırlandırılmasına Dair Yönetmelik (AEEE)" direktiflerine uygundur.

AEEE Yönetmeliğine Uygundur.

European Union Compliance Statement

Radio and Telecommunications Terminal Equipment Directive

CE 0560 

Lenovo declares that this product is in compliance with:

- The essential requirements and other relevant provisions of the Radio and Telecommunications Terminal Equipment Directive, 1999/5/EC
- All other relevant EU directives

This device is restricted to indoor use when operating in the 5.15 to 5.35 GHz frequency band.

The Declaration of Conformity information is located in the *Regulatory Notice*. To obtain a PDF version of the *Regulatory Notice*, see the “Downloading publications” section.

European Union contact

Lenovo, Einsteinova 21, 851 01 Bratislava, Slovakia

Specific Absorption Rate information

This mobile device meets the government's requirements for exposure to radio waves. Your mobile device is a radio transmitter and receiver. The exposure standard for mobile devices employs a unit of measurement known as the Specific Absorption Rate, or SAR.

The SAR limit adopted by Europe is 2.0 W/kg averaged over 10 grams of tissue. The India SAR limit for mobile devices is 1.6 W/kg averaged over 1 grams of tissue. Tests for SAR are conducted using standard operating positions with the device transmitting at its highest certified power level in all tested frequency bands.

The highest SAR value for your Lenovo device when tested for use at the head and body is outlined as follows:

Position	The highest SAR value	Regulation
Head	0.92	Europe 10g SAR Limit (2.0 W/kg)
Body-worn	0.579	Europe 10g SAR Limit (2.0 W/kg)
Head	0.670	India 1g SAR Limit (1.6 W/kg)
Body-worn	0.671	India 1g SAR Limit (1.6 W/kg)

During use, the actual SAR values for this device are usually well below the values stated above. This is because, for purposes of system efficiency and to minimize interference on the network, the operating power of your mobile devices is automatically decreased when full power is not needed for the call. The lower the power output of the device, the lower its SAR value.


To meet RF exposure guidelines during body-worn operation, the device must be positioned at least 1.5cm away from your body.

© Copyright Lenovo 2015.

Reduce | Reuse | Recycle



V1.1_20150921



SSC8C04386
Printed in China