

SAMSUNG
Gear 360

+

SAMSUNG
Gear VR



Gear 360



360° of Life

We all love capturing our memories in photos, whether on holiday or out with friends.



With these captured memories, we share with friends and families on social networks like Facebook.

Would you be more interested if
there was a small camera to
make your special day more
exciting?

360° of Life

With the Gear 360, you can record 360 degrees video yourself, just like the video you watched with Gear VR. **Gear 360 saves your memories even better than your own eyes.**

Use the Gear 360 and you can record more than what your eyes can see.

Especially for people who enjoy outdoor activities, like you, the Gear 360 is the perfect companion device.



New world to 360 Experience

- ✓ Keep your every moment richer than what you can see with your eyes
- ✓ Share the moments with people remotely as you are with them right now



Gear 360

- ✓ Compact & light design in your hand for portability
- ✓ Spherical type body and streamlined design



Front



Rear




Right



Left

The world through dual lens

The front and rear lenses both capture 180 degrees horizontally and vertically, creating a seamless and complete 360 degrees field of view.



Brighter Photos with F2.0



Equipped with bright F2.0 lens Gear 360 gives you brighter perspective of the world

NORMAL LENS

F2.0 BRIGHT LENS

Normal

Brighter Photos



Equipped with bright F2.0 lens Gear 360 gives you brighter perspective of the world

NORMAL LENS

F2.0 BRIGHT LENS

F2.0

Shooting Mode

Video




- Video Recording : 360° or 180°
- Up to 3840x1920 30fps (360°)
- 5 Resolution Option (App Control)

Time lapse



- Time Lapse Video : 360° or 180°
- Creating single Video file from interval captured still image
- Capture sunrise, sunset...

Looping video



- Looping Video : 360° or 180°
- Save & delete video file in set time
- Record repetitive activity (ex. Black Box, Dash Cam)

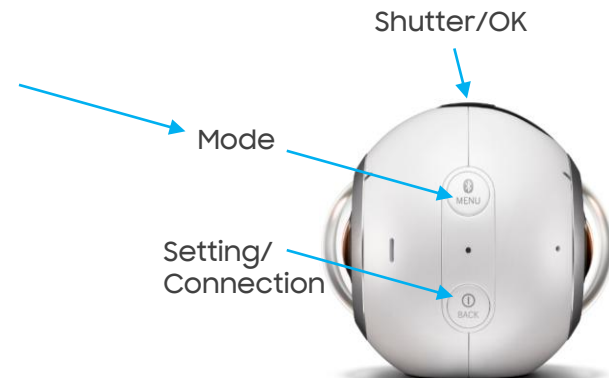
Photo



- Still image : 360° or 180°
- Up to 30MP (360°)
- Up to 5MP (180°)

How to change shooting mode

- 1) Press Mode button to change shooting mode (Toggle type)
- ↓
- 2) Press OK button to confirm



Convenience 360

✓ IP 53 Splash & Dust resistance

Protects from surrounding dust and splash with limited direction



✓ All in one tripod

Universal standard type compatible with other products



Stick



Tripod

Seamless Connection

Gear
360

Pair up your Galaxy smartphone via Bluetooth with the **Samsung Gear 360 Manager**, then use Wi-Fi direct to transform its large screen into a handy remote viewfinder and to transfer files easily



Supported Galaxy devices with Gear 360

SAMSUNG
Galaxy Note5 4G+



SAMSUNG
Galaxy S7 edge 4G+ | **S7** 4G+



SAMSUNG
Galaxy S6 | **S6 edge**

SAMSUNG
Galaxy S6 edge+ 4G+




How to connect Gear 360 to your Galaxy device?



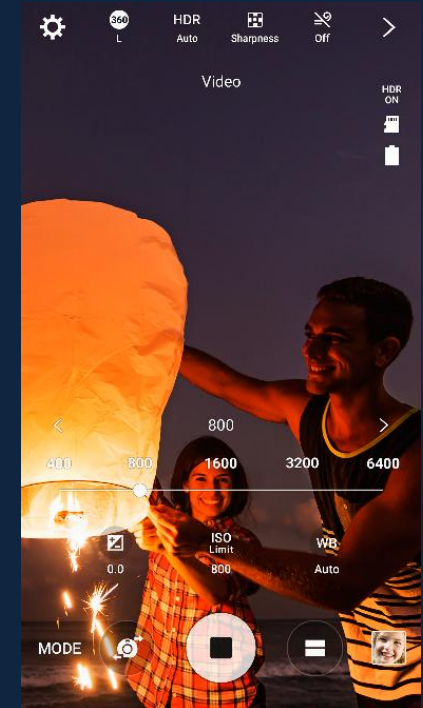
Step 1

Install dedicated application on mobile phone.



Step 2


Follow app set up to connect via Bluetooth / NFC pairing




Step 3

Once pair, use the phone as a viewfinder and begin using the Gear 360!


Transferring Files To Your Smart Phone Wirelessly




Tap on **Gear 360** to view the content stored in Gear 360's memory card



Open the desired file and tap on **Save**

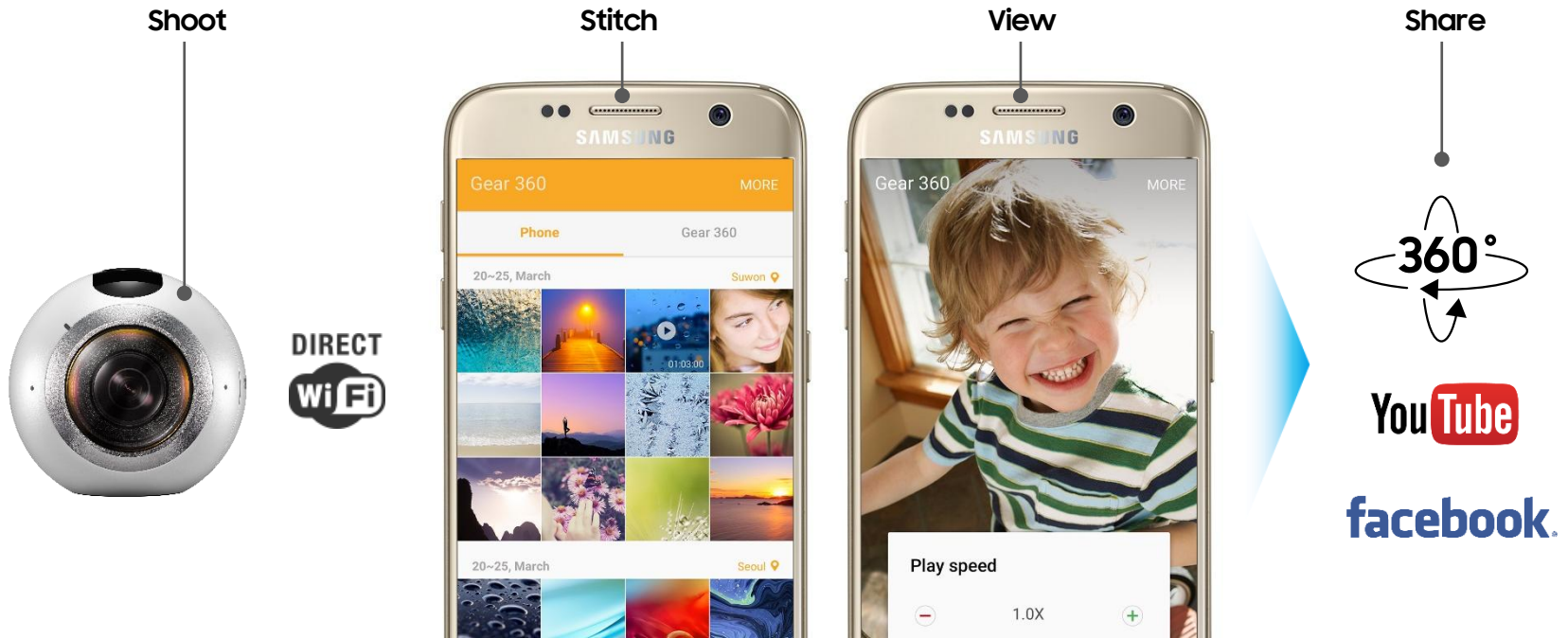


Once saved, you will see this **icon** on the top left corner to indicate that the file is saved in the phone




You can also view it in the main screen of Gear 360 Manager in **Mobile Device** tab

Sharing your memories



Sharing Content On Social Networks

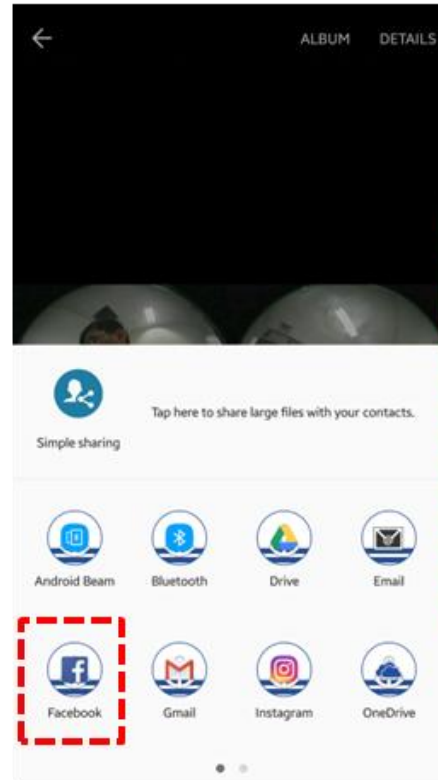
The Mobile Device and Gear 360 tabs show the 360 content on the respective devices.



Tap on the **desired file** to share



Tap on **Share**



Tap on the **desired platform** to share (for eg. Facebook or Youtube)



Wait for the content to be uploaded and view

Experiencing the Gear



Gear 360 with the Gear VR



Gear VR



See the world differently

Explore stunning and breathtaking landscapes with the smooth 360 ° Experience or simply immerse yourself in your own favourite movies or drama

Raise your game

Get your heart pumping with the most immersive gameplay in an entirely new dimension



Gear VR

PHONE+

1. Gear VR

✓ Phone + Entertainment → New dimension of content

Flat
Entertainment

Phone+

360° Immersive
Virtual Reality



Gear VR

PHONE+

1. Gear VR

- ✓ 360° Virtual Reality + Wide Field of View (96°)
- ✓ Reduced motion-blur and less dizziness

Compatible with
**Galaxy S6, S6 edge, S6 edge+, Note5,
S7, S7 edge**



How to experience Gear 360 with the Gear VR

Step 1

Send the Gear 360 image to your phone



Step 2

Mount your Smartphone to Gear VR



Step 3

Watch the image from Gallery



With the Gear VR, relive the moments you captured with your Gear 360 or let friends & families immerse themselves in the experience, like as if they were there

Your Galaxy is more than a smartphone

- ✓ Your Galaxy device is a **gateway** to a whole new world of experiences
- ✓ Making life **SMARTER & MORE ENTERTAINING**



SAMSUNG

Galaxy S7 edge | Gear 360



SAMSUNG

Galaxy S7 edge | Gear 360



SAMSUNG

Galaxy S7 edge | Gear 360



END

