

*ScanSnap*

ScanSnap SV600

## ScanSnap SV600

- One touch operation for PC and Mac
- Versatile scanning of everyday documents including loose paper, bound material and delicate items
- Instantly scan and crop multiple documents
- Continuous scanning with page turning detection and timed scanning
- VI technology minimises any unevenness in image quality
- Book Image Correction; automatically corrects curvature and distortion of bound material
- Small footprint, robust design; easy to place in any environment

ScanSnap  
SV600



shaping tomorrow with you

**FUJITSU**

# ScanSnap SV600

## A New Perspective on Scanning

### Digitise anything with ease

The ScanSnap SV600 allows you to scan newspapers, bound documents, magazines or books without the need for cutting or causing damage.



### Scan anything from business cards to A3 size landscape documents

Any documents larger than A4 such as maps, historical documents and blueprints can be simply positioned on the black pad and scanned directly without any extra effort. The user interaction retouch tool allows the possibility to hold the document in position without worrying about fingers showing on the scanned image.



### No problem scanning bound documents

The SV600 can scan books and magazines as well as documents with sticky notes on them with ease.



### No need to worry about your delicate documents or books

With VI technology, scanning can be performed without touching the document. You do not need to worry that documents such as photos or oil paintings or in pencil or crayon will be damaged by being touched.

### New VI technology

Equipped with VI technology which combines a large depth of field lens, a CCD linear image sensor and a highly directional LED lamp the SV600 is able to minimise any unevenness in image quality and generate a clear image.

### Overhead structure



### Large depth of field lens

Maximised auto focus area even when the focus distance is variable


### CCD linear image sensor


Helps produce clear images




### The SV600 scans documents with a movable head and incorporates a highly directional LED lamp

Helps maintain the same brightness level without any interference from surroundings







### Rack2-File Smart

Windows OS only

Rack2-File Smart is a feature-rich scanning and content viewing application incorporating an ultra-intuitive bookshelf and binder interface that gives users a familiar and enjoyable interaction with their scanned paperwork.

## Smooth operation with the assistance of various functions

The SV600 is enhanced with a host of customised features which help continue ScanSnap's concept of being simple, speedy and compact.

### Quick Menu facilitates operability

ScanSnap's Quick Menu will automatically pop up after scanning enabling you to link your scanned data to an application both quickly and easily, scan directly to the cloud, for example, to easily share your documents.



### Automatically crop several documents\* with "Multiple Document Detection"

In just one touch you can capture multiple documents of differing sizes in just one scan. Place several business cards, receipts and photos within the scanning area and the SV600 will capture all the documents and will intelligently crop to the exact size.

\*Up to 10 documents can be cropped automatically.



### Fast start up time and scanning speed lead to time savings and increased efficiency

The SV600 is ready to scan from power up and just 3 seconds is then required to scan an A3 landscape sized document.



### Compact design with a small footprint

The SV600 is incredibly robust with a firm footing and is compact enough to enable efficient usage of your workspace without imposing on your daily routines when not in use.

## New ScanSnap Receipt

- Organise receipts: Manage all of your receipts in one place
- Extract information: Easily extract data from receipts
- Efficient tax and expense filing: Export in CSV format



Windows OS only

## ScanSnap SV600 includes Rack2-Filer Smart and Magic Desktop



ScanSnap SV600 offers a unique and intuitive way to scan your books, magazines and newspapers to your e-reading devices. It comes bundled with filing software Rack2-Filer Smart and Magic Desktop with which you can easily generate, virtually organise and read your own scanned material.

### Step 1

#### Scan with one touch!

With a host of impressive features, you can continuously scan multiple pages smoothly.

#### Page Turning Detection

Automatically detect when the page is turned.

#### Timed Mode

- You can set the time to start scanning after the "Scan" button is pressed.
- For continuous scanning you can set the time interval before the next scan begins.

### Step 2

#### Auto image correction: enhances the reading experience

Book Image Correction – automatically corrects distortion caused by the curve of an opened book or magazine. You can confirm and fine tune the scanned images on the preview dialogue after scanning or have this be performed automatically.



#### Book Image Correction

Can easily correct distortion of the document.



#### User interaction retouch

Finger images scanned while suppressing the document can be deleted with ease.



### Step 3

#### Go paperless with digital filing

The new feature of Rack2-Filer Smart, Easy book creation, has been added specifically for SV600. You can divide pages and create thumbnails using the scanned front and back cover of the book to use on the electronic version.



← Rack2-Filer Smart

Easy eBook Creation →



### Step 4

#### Organising and viewing on the go

Carry your scanned documents with you anywhere and anytime; you can conveniently browse your scanned digitised material from your tablet or smartphone. Rack2-Filer Smart manages and organises all your scanned images while providing you with the functionality to utilise the data in many ways.

# ScanSnap SV600 Specifications

| Model  |                         | ScanSnap SV600   |
|--|-------------------------|--|
| Supported operating systems                    |                         | Supports Windows and Mac OS, see <a href="http://www.scansnap.fujitsu.com/g-support/en">http://www.scansnap.fujitsu.com/g-support/en</a> for further information   |
| Scanner type                                   |                         | Overhead system  |
| Scanning modes                                 |                         | Simplex scanning, Colour / Greyscale / Mono / Automatic (colour / greyscale / mono detection)  |
| Image sensor                                   |                         | Lens Reduction Optics / Colour CCD (charge coupled device) x 1   |
| Light source                                   |                         | (White LED + lens illumination) x 2  |
| Optical resolution                             |                         | Horizontal scanning: 285 to 218 dpi / vertical scanning: 283 to 152 dpi <sup>*1</sup>  |
| Scanning speed <sup>*2</sup><br>(A3 Landscape) | Auto mode <sup>*3</sup> | Simplex "better mode" or "best mode": 3 seconds per page   |
|  | Normal mode             | Simplex (colour / greyscale 150 dpi) (mono 300 dpi): 3 seconds per page <sup>*4</sup>  |
|  | Better mode             | Simplex (colour / greyscale 200 dpi) (mono 400 dpi): 3 seconds per page <sup>*4</sup>  |
|  | Best mode               | Simplex (colour / greyscale 300 dpi) (mono 600 dpi): 3 seconds per page <sup>*4</sup>  |
|  | Excellent mode          | Simplex (colour / greyscale 600 dpi) (mono 1,200 dpi): 3 seconds per page <sup>*4</sup>  |
| Document size                                  |                         | A3 (landscape), A4, A5, A6, B4, B5, B6, business card, postcard, double letter (landscape), letter, legal (landscape) and custom sizes<br>Minimum : 25.4 x 25.4 mm / Maximum : 432 x 300 mm <sup>*5</sup> / Automatically recognises document size |
| Document thickness                             |                         | 30 mm or less  |
| How to start scanning <sup>*6</sup>            |                         | Select one of the following. 1. Normal scan: press "scan" button for every page /<br>2. Timed interval scanning (timed mode) / 3. Page turning detection   |
| Interface <sup>*7</sup>                        |                         | USB 2.0 (USB 1.1 Supported)  |
| Image processing functions                     |                         | Deskew by text on document / Automatic page size detection / Automatic image rotation / Automatic colour detection, Book image correction <sup>*8</sup> / Multiple document detection <sup>*9</sup>  |
| Magnification in vertical scanning (length)    |                         | ±1.5%  |
| Power requirements                             |                         | AC 100 to 240V, 50 / 60Hz  |
| Power consumption                              |                         | Operating: 20W or less (Sleep mode: 2.6W or less) Auto Standby (OFF) mode: 0.4W or less  |
| Operating environment                          |                         | Temperature: 5 to 35 °C / Relative humidity: 20 to 80 % (Non-condensing)   |
| Dimensions (W x D x H) / Weight                |                         | 210 X 156 x 383 mm / 3kg   |
| Environmental compliance                       |                         | ENERGY STAR <sup>®</sup> / RoHS <sup>10</sup> / Ecodesign <sup>*11</sup>   |
| Driver   |                         | Specific driver (Does not support TWAIN / ISIS <sup>™</sup> )  |

- <sup>\*1</sup> Optical resolution differs due to variable scanning angle on the same document
- <sup>\*2</sup> Scanning speed may vary due to the system environment used
- <sup>\*3</sup> Switch between "Better mode" and "Best mode" depends on the length of the document. A4 (portrait): 200 dpi, A6 size or below: 300 dpi
- <sup>\*4</sup> Time between actual start of scanning and finish scanning
- <sup>\*5</sup> For documents of thickness over 5 mm, the maximum document size is 400 x 300 mm
- <sup>\*6</sup> When performing continuous scanning, time is needed for the scanning head to return to its original position
- <sup>\*7</sup> Compatible with USB 3.0 port but connection will run at USB 2.0 speed
- <sup>\*8</sup> Automatically corrects distortion caused by the curve of an opened book or magazine
- <sup>\*9</sup> Digitises multiple documents by automatically cropping several documents in one scan (at least 15mm is needed between documents)
- <sup>\*10</sup> PFU LIMITED, a Fujitsu company, has determined that this product meets RoHS requirements (2011/65/EU)
- <sup>\*11</sup> PFU LIMITED, a Fujitsu company, has determined that this product meets Ecodesign Directive requirements (2009/125/EC)
- <sup>\*12</sup> The software is available to be downloaded from the ScanSnap website: <http://scansnap.fujitsu.com/g-support/en/>
- <sup>\*13</sup> Available via an online update

|                  | Purpose                  | Software  | PC Compatible | MAC Compatible |
|------------------|--------------------------|---|---------------|----------------|
| Bundled software | Scanner driver           | ScanSnap Manager  | ✓             | ✓              |
|                  | File management          | ScanSnap Organizer  | ✓             |                |
|                  |                          | ScanSnap Organizer Preview  |               | ✓              |
|                  | Business card management | CardMinder <sup>™</sup>   | ✓             | ✓              |
|                  | Text recognition         | ABBYY FineReader for ScanSnap <sup>™</sup>                            | ✓             | ✓              |
|                  | Document filing          | Rack2-File Smart with Magic Desktop                                   | ✓             | ✓              |
|                  |                          | Cloud   | Evernote      | ✓              |
|                  | ECM linkage software     | Scan to Microsoft <sup>®</sup> SharePoint <sup>™</sup> <sup>*12</sup> | ✓             | ✓              |
|                  | Receipt Management       | ScanSnap Receipt <sup>*13</sup>                                       | ✓             | ✓              |
|                  | Sync to your devices     | ScanSnap Sync <sup>*13</sup>  | ✓             | ✓              |

| Consumables and options | Part number  | Remarks                             |
|-------------------------|--------------|-------------------------------------|
| Cleaning kit            | SC-CLE-SS    | 24 cleaning fluid impregnated wipes |
| Black background pad    | PA03641-0052 | Replacement background pad          |



All names, manufacturer names, brand and product designations are subject to special trademark rights and are manufacturer's trademarks and/or registered brands of their respective owners. All indications are non-binding. Technical data is subject to change without prior notification. Product specifications are subject to change without prior notice due to product modification. Apple iPad, iPhone, iPod touch and iTunes are trademarks of Apple Inc., registered in the U.S. and other countries. App Store is a service mark of Apple Inc.

**PFU (EMEA) Limited**  
Hayes Park Central  
Hayes End Road, Hayes  
Middlesex UB4 8FE  
United Kingdom  
Tel: +44 (0)20 8573 4444

**PFU (EMEA) Limited**  
Frankfurter Ring 211  
80807 Munich  
Germany  
Tel: +49 (0)89 32378 0

**PFU (EMEA) Limited**  
Via Nazario Sauro, 38  
20099 Sesto San Giovanni (MI)  
Italy  
Tel: +39 02 26294 1

**PFU (EMEA) Limited**  
Camino Cerro de los Gamos, 1  
28224 Pozuelo de Alarcón  
Madrid  
Spain  
Tel: +34 91 784 90 00

[www.ScanSnapit.com](http://www.ScanSnapit.com)

