

# PowerLite<sup>®</sup> Pro G6050WNL/6150NL/6450WUNL/6550WUNL/ 6750WUNL/6800NL/6900WUNL 3LCD Projectors



Pro G6900WUNL projector shown  
with standard lens



Pro G6750WUNL projector shown  
with standard lens

## The premium large-venue projectors from Epson.

**3x Brighter Colors<sup>1</sup>, and reliable performance** — 3LCD, 3-chip technology

**One measurement of brightness is not enough** — look for both high color brightness and high white brightness. The Pro G Series has:

Color Brightness: 4500 up to 7000 lumens<sup>2</sup>

White Brightness: 4500 up to 7000 lumens<sup>2</sup>

**Crisp, clear resolution** — XGA, WXGA or WUXGA for incredible images

**Six optional lenses with lens shift** — standard, wide, rear, middle or long-throw for complete flexibility and easy exchange

**Versatile connectivity** — easily integrate with any system; HDBaseT<sup>3</sup> on select models


**Convenient remote management** — remotely monitor and control presentations; includes scheduling function

**Built-in edge-blending technology** — seamlessly project more than one image at a time

# PowerLite® Pro G6050WNL/6150NL/6450WUNL/6550WUNL/6750WUNL/6800NL/6900WUNL 3LCD Projectors

## The premium large-venue projectors from Epson.

Get uncompromising image quality and professional-grade reliability with the Pro G Series large-venue projectors. Whether you're presenting in a conference room, auditorium, stage or house of worship, these powerful projectors will keep your audience captivated. Incredible color brightness and up to WUXGA resolution means images are brighter, crisper and even more brilliant. Setup is a breeze with flexible, 360-degree installation and diverse connectivity options including HDBaseT<sup>3</sup>. You'll stay in control with remote management functions and easily adapt to the environment with six optional lenses. Edge-blending capabilities enhance the experience with panoramic images and integrated curves and corners. Point and arc correction ensures that rectangular images are never compromised. And for the ultimate presentation, 3D stackable solutions and low-cost glasses take it all to the next level.



### 3x Brighter Colors with Epson<sup>1</sup>

Brilliant image quality requires high color brightness (color light output), and Epson® 3LCD projectors have 3x Brighter Colors than leading competitive projectors<sup>1</sup>.



One brightness measurement (lumens) is not enough. A projector's specification needs to show both high color brightness and high white brightness. If color brightness is lower than white brightness, images may be dark, dull and lose detail. If not provided, be sure to ask for a projector's color brightness specification.



High color brightness and high white brightness



Color brightness significantly lower than white brightness

Actual photographs of projected images from an identical signal source. Price, resolution and white brightness are similar for both projectors (Epson 3LCD and 1-chip DLP competitor). Both projectors are set to their brightest mode.

### 3LCD — the #1 projection technology in the world

- All 3LCD projectors have both high color brightness and high white brightness
- All 3LCD projectors have 3 chips
- 25% lower power consumption for lower energy costs<sup>4</sup>
- 20 years of road-tested reliability



### Award-winning Faroudja DCDi® Cinema for advanced video quality

Faroudja DCDi Cinema is a video enhancement technology, used primarily for film viewing, which produces exceptional image quality without introducing artifacts. Faroudja developed DCDi (Directional Correlational Deinterlacing) to eliminate jaggy images by using a unique algorithm.



## The best-selling projectors in the world.

Built with image quality and reliability in mind, Epson projectors enhance communication and inspire collaboration, while offering a low total cost of ownership. From ultraportable projectors designed for educational settings to boardroom-ready installable business projectors, Epson has the model made for you.



## Incredible HDBaseT<sup>3</sup> and diverse connectivity

Connect with virtually any system including HDBaseT, HD-SDI, HDMI, DisplayPort, VGA, BNC and LAN connectivity. Cutting-edge HDBaseT technology means just one single CAT-5/6 cable carries full HD video, audio, network and control commands. And it's over 328 feet to accommodate large venues. No need for additional cables, signal repeaters or added labor.



## Optional HDBaseT<sup>3</sup> transmitter

For your convenience, Epson offers an optional HDBaseT transmitter box as a companion piece to the Pro G series. Three inputs are featured for easy installation: HDMI, LAN, and RS-232 to output into a CAT-5/6 cable.



## Advanced, integrated edge-blending technology

Enhance the experience with seamless panoramic, multi-screen images that blend edges by matching color and brightness perfectly, even in areas that overlap. The Pro G6800NL and Pro G6900WUNL models take edge blending one step further with curved surface and corner wall support. Project on horizontal or vertical walls while also using edge blending to heighten the experience even more.



## Stacked 3D solutions

You can create an impressive viewing experience with twice the brightness using Epson's stacked 3D solution (requires two projectors). Polarized filters, in combination with low-cost 3D glasses, enables you to enjoy a 3D theater experience, right in your own personal space.



## Split Screen<sup>5</sup>

Split Screen allows you to display content from two inputs simultaneously, side by side, on a single screen. With three layout options you can display video and presentation materials, and run video on both screens.

## DICOM Simulation Mode<sup>6</sup>

DICOM (Digital Imaging and Communication in Medicine) is a standard for handling, storing, printing and transmitting medical imaging information. DICOM Simulation Mode is ideal for viewing grayscale medical images, such as X-rays, for training and educational purposes. It enables users to reproduce images with an advanced grayscale level that simulates DICOM Part 14.

## 360-degree installation

The PowerLite Pro G Series can be rotated 360 degrees in any direction for off-axis positioning flexibility. As a result, it can be used for a wide range of applications, such as projecting on the ceiling or floor, or as part of a rear-projection system. Epson technology keeps the projector running without compromising performance or causing overheating.



## Designed for rental and staging

The SDI input accommodates live video streaming. 360-degree installation allows for virtually any placement, and an inconspicuous black case means uncompromised presentation. Note: SDI input available on the Pro G6900WUNL model only.

## Short-throw lens

Install the projector as close as a 0.7 throw ratio to the screen and still get the same clear, crisp projection. A 1.2x zoom and up to 69% vertical and up to 31% horizontal lens shift gives even more flexibility when you need it.



## Six optional lenses

For added flexibility, the PowerLite Pro G Series offers a total of six lenses: one standard, one wide, one rear, two middle and one long-throw that allow users to choose the lens most suited for their environment. A quick-release lever allows for a fast, easy lens exchange.



## Easy Management®

The EasyMP® Monitor tool makes it easy to monitor and control all networked Epson projectors, set up email notifications, verify and change internal settings, and more. You can also remotely power down your projector(s) to extend the lamp life and save energy.

## Multi-PC projection

Epson Multi-PC Collaboration utility allows you to display four individual PC screens simultaneously over the network (wired or wireless), with another 28 users connected to the same projector on standby mode. This feature is a great tool for meetings or classroom projects where multiple users want to present and compare their content.

Note: This feature available on the Pro G6050WNL/6150NL/6450WUNL/6550WUNL/6750WUNL models only.

## Schedule function

Save energy using the convenient Schedule function. And, easily control the projector at non-networked venues. The embedded clock inside the projector enables it to do scheduled tasks without having the network standby mode on.

## Protect your investment — long-life electrostatic air filter

The PowerLite Pro G series electrostatic filter is designed to protect the optical engine, lamp and electronics from small dust particles that can enter any projector. It has a recommended 10,000-hour filter cleaning schedule<sup>7</sup> and can capture particles as small as three microns, due in part to its pleated, expanded design.

## Easy maintenance

Offering convenient access to the lamps and filter, the Pro G series makes maintenance easier than ever, even if the projector is ceiling mounted. The lamp cover is located on the rear side panel and there are no screws, so the lid can be removed without any special tools.

## Lens shift

Epson lens shift technology enables outstanding installation flexibility with an incredible range of up to + or – 67° on the vertical axis and up to + or – 30° on the horizontal axis (may vary by model). Users can operate the lens shift functions using the adjustment knobs on the top of the projector.





## Centered lens design


Featuring a centered lens design, the Pro G series makes installation easy to plan. Positioning the ceiling mount, screen and projector can be performed individually and independent of one another.

## Arc correction

Using arc correction, you can adjust each side of a projected image in an arc or barrel-shaped way, making it easier than ever to get a perfectly rectangular image.

## Convenient test patterns

Make sure your presentation is setup correctly before you begin. The PowerLite Pro G Series features nine test patterns including linearity, color reproduction, bleeding and tone production. It even detects distortion.



## Additional Features/Benefits

- **Built-in edge-blending technology** — seamlessly project overlapping images at one time
- **Ultimate 360-degree installation** — rotate for full functionality in literally any direction
- **Point and arc correction** — adjust each side of an image for a perfect rectangle
- **3D stackable solutions** — for 3D applications using passive, low-cost glasses

## List of models:



PL PRO G6050WNL	PL PRO G6150NL	PL PRO G6450WUNL	PL PRO G6550WUNL
WXGA	XGA	WUXGA	WUXGA
5500 Lumens	6500 Lumens	4500 Lumens	5200 Lumens
HDMI	HDMI	HDMI	HDMI
Display Port	Display Port	Display Port	Display Port
Edge Blending	Edge Blending	Edge Blending	Edge Blending



PL PRO G6750WUNL	PL PRO G6800NL	PL PRO G6900WUNL
WUXGA	XGA	WUXGA
6000 Lumens	7000 Lumens	6000 Lumens
HDMI	HDMI	HDMI
Display Port	Display Port	Display Port
HDBaseT	HDBaseT	HDBaseT and SDI
Edge Blending	Adv. Edge Blending	Adv. Edge Blending

- 1 Compared to leading 1-chip DLP business and education projectors based on NPD data, July 2011 through June 2012. Color brightness (color light output) measured in accordance with IDMS 15.4. Color brightness will vary depending on usage conditions.
- 2 Color brightness (color light output) and white brightness (white light output) will vary depending on usage conditions. Color light output measured in accordance with IDMS 15.4; white light output measured in accordance with ISO 21118.
- 3 For select models. The PowerLite Pro G6750WUNL and G6800NL have an HDBaseT input and the G6900WUNL has HDBaseT and SDI inputs.
- 4 Data source: ProjectorCentral.com Jan. 2013. Average of 1128 shipping models for which the manufacturers provided lumens and total power data, all resolutions and brightness levels. Energy efficiency was measured as wattage per lumen. It was measured for both 3LCD and 1-chip projectors in each of five brightness segments. 3LCD projectors averaged less required electricity per lumen in each of the five segments.
- 5 Consult your user manual for input combinations.
- 6 This projector does not meet the DICOM standard Part 14 and should not be used as a medical diagnostic device.
- 7 Recommendation based on normal room conditions. Cleaning requirements may vary depending on use, environment and other conditions. Cleaning intervals may be adjusted to accommodate the environment in which the projector is used.
- 8 See our website for convenient and reasonable recycling options at [www.epson.com/recycle](http://www.epson.com/recycle)
- 9 SmartWay is an innovative partnership of the U.S. Environmental Protection Agency that reduces greenhouse gases and other air pollutants and improves fuel efficiency.
- 10 Lamp life will vary depending upon mode selected, environmental conditions and usage. Lamp brightness decreases over time.

## Better Products for a Better Future™

For more information on Epson's environmental programs, go to [eco.epson.com](http://eco.epson.com)


## Eco Features

- Energy-efficient 3LCD light engine
- Recyclable product<sup>8</sup>
- Epson America, Inc. is a SmartWay<sup>SM</sup> Transport Partner<sup>9</sup>



## PowerLite® Pro 3LCD Projectors

Product Name	Product Code	UPC
PowerLite Pro G6050WNL	V11H511920	0 10343 90669 3
PowerLite Pro G6150NL	V11H509920	0 10343 90670 9
PowerLite Pro G6450WUNL	V11H535920	0 10343 90673 0
PowerLite Pro G6550WUNL	V11H513920	0 10343 90675 4
PowerLite Pro G6750WUNL	V11H542920	0 10343 90677 8
PowerLite Pro G6800NL	V11H532920	0 10343 90678 5
PowerLite Pro G6900WUNL	V11H514920	0 10343 90679 2
Genuine Epson lamp	V13H010L76	0 10343 90738 6
Replacement air filter	V13H134A43	0 10343 90739 3



### Specifications

**Projection System**  
High-aperture Epson 3LCD, 3-chip technology

**Projection Method**  
Front/rear/ceiling mount

**Driving Method**  
Epson Poly-silicon TFT Active Matrix

**Pixel Number**  
G6150/G6800: 786,432 dots (1024x768) x 3  
G6050W: 1,024,000 dots (1280 x 800) x 3  
G6450WU/G6550WU/G6750WU/G6900WU: 2,304,000 dots (1920 x 1200) x 3

**Native Resolution**  
G6150/G6800: 1024x768 (XGA)  
G6050W: 1280 x 800 (WXGA)  
G6450WU/G6550WU/G6750WU/G6900WU: 1920 x 1200 (WUXGA)

**Resize**  
640 x 480, 800 x 600, 1280 x 1024, 1400 x 1050

**Aspect Ratio**  
Supports 4:3, 16:9, 16:10

**Pixel Arrangement**  
Cross stripe

**Color Brightness (Color Light Output):**  
G6050W: 5500 lumens  
G6150: 6500 lumens  
G6450WU: 4500 lumens  
G6550WU: 5200 lumens  
G6750WU/G6900WU: 6000 lumens  
G6800: 7000 lumens

**White Brightness (White Light Output):**  
G6050W: 5500 lumens  
G6150: 6500 lumens  
G6450WU: 4500 lumens  
G6550WU: 5200 lumens  
G6750WU/G6900WU: 6000 lumens  
G6800: 7000 lumens

**Contrast Ratio**  
(High Brightness, Dynamic Mode)  
5000:1

**Brightness Uniformity (typical)**  
90%

**Color Reproduction**  
1073.74 million colors

**Size (projected distance)**  
50" – 300"

**Lens Shift**  
Vertical (Standard lens)  
G6150/G6800: ±57 degrees  
G6050W/G6450WU/G6550WU/G6750WU/G6900WU: ±67 degrees  
Horizontal: ±30 degrees

### Specifications (continued)

**Keystone Correction**  
Vertical: ±30 degrees  
Horizontal: ±30 degrees

**Lamp Type**  
380 W UHE

**Lamp Life\* (Normal/Eco mode)**  
G6150/G6550WU: 2500/4000 hour  
G6050W/G6450WU: 3000/4000 hour  
G6750WU/G6800/G6900WU: 2000/4000 hour

**Effective Scanning Frequency Range**

**Pixel Clock**  
13.5 MHz – 162 MHz (up to UXGA 60 Hz)

**Horizontal**  
15 kHz – 92 kHz

**Vertical**  
50 Hz – 85 Hz

**Video I/O**

**Display Performance**  
NTSC: 480 line  
PAL: 576 line  
(depends on observation of the multi-burst pattern)

**Input Signal**  
NTSC/NTSC4.43/PAL/M-PAL/N-PAL/  
PAL60/ SECAM/480i/576i/480p/576p/720p/  
1080i/1080p

**Pixel works: video chip**  
3D Y/C separation,  
noise reduction motion compensated  
Interface-Progressive conversion  
(2 – 2, 3 – 2 film detection)

**Interfaces**  
HDMI x 1  
DisplayPort x 1  
Computer: D-sub 15 pin x 1  
Video-1: 5-BNC x 1  
Video-2: RCA x 1  
Composite video: BNC x 1  
S-Video x 1  
Audio-in: Mini stereo x 3  
Audio-in: RCA (L&R) x 1  
Network: RJ-45 x 1, 100 Mbps  
USB Type-A x 1, Type-B x 1  
Serial: RS-232c  
Hardwire remote jack x 1  
Monitor-Out: D-sub 15 pin x 1  
G6750WU/G6800/G6900WU: HD Base T x 1  
G6900WU: HD-SDI x 1

### Standard Projection Lens

See brochure for information on optional lenses.

**Type**  
Manual focus/zoom

**F-number**  
1.65 – 2.55

**Focal Length**  
21.28 mm – 37.94 mm

**Zoom Ratio**  
Optical zoom 1 – 1.8

**Throw Ratio Range**  
1.29 – 2.35 (XGA)  
1.26 – 2.76 (WXGA/WUXGA)

### Other Features

**Operating Temperature**  
32° to 113°F (0° to 45°C)

**Power Supply Voltage**  
100 – 240 V ±10%, 50/60 Hz AC

**Power Consumption (Normal Mode)**  
G6150/G6550WU: 528 W  
G6050W: 498 W  
G6450WU: 468 W  
G6750WU/G6800/G6900WU: 568 W  
421 W (ECO Mode)  
3.3 W Standby (Communication on)  
0.41 W Standby (Communication off)

**Fan Noise**  
39 dB (Normal Mode) Max.  
31 dB (ECO Mode)

**Security**  
Security cable hole, lens lock,  
Kensington® lock provision

### Remote Control

**Features**  
Power, source search selection, computer, video, A/V mute, freeze, user ID, auto, aspect, color mode, number, page up and down, E-zoom, volume, help, menu, enter, esc and pointer functions

**Operating Angle**  
Right/left:  
Front: ± 60 degrees  
Rear: ± 30 degrees  
Upper/lower:  
Front: ± 20 degrees  
Rear: +10 to +50 degrees  
Operating Distance  
49 ft

### Support

**The Epson Connection™**  
Pre-sales support U.S. and Canada  
800-463-7766  
Internet website [www.epson.com](http://www.epson.com)

### Support (continued)

**Service Programs**  
Three-year limited warranty, Epson Road Service program, PrivateLine® dedicated toll-free support (U.S. and Canada only) and 90-day limited lamp warranty

**What's in the Box**  
A PowerLite Pro G projector, power cable, computer cable (VGA), projector remote control with batteries, user manual CD, EasyMP software CD, Quick Setup Sheet, PrivateLine support card, registration card, password protection sticker and lens lock screw

### Dimensions (W x D x H)

**Excluding Feet, Lens**  
19.88" x 15.04" x 5.67"  
Weight 19.6 lb

**Including Feet, Lens**  
19.88" x 15.94" x 6.73"  
Weight 21.5 lb

### Accessory Part Numbers

Genuine Epson lamp (ELPLP76)	V13H010L76
Replacement air filter (ELPAF43)	V13H134A43
ELPLS06 — Standard lens	V12H004S06
ELPLU01 — Short throw lens	V12H004U01
ELPLM04 — Middle throw zoom lens 1 <1.83 - 2.45>	V12H004M04
ELPLM05 — Middle throw zoom lens 2 <1.83 - 2.53>	V12H004M05
ELPLL06 — Long throw zoom lens <1.84 - 2.32>	V12H004L06
ELPLR03 — Rear projection wide lens <2.03>	V12H004R03
Quick Wireless Connect key (ELPAP09)	V12H005M09
Replacement remote control	158279900
Advanced projector ceiling mount with precision gear	ELPMBPRG
Adjustable suspended ceiling channel kit	ELPMBP01
False ceiling plate kit	ELPMBP02
Structural round ceiling plate	ELPMBP03
Adjustable extension column (pipe) 8" – 11"	ELPMBBC01
Kensington security lock	ELPSL01
50-inch portable screen (4:3 aspect ratio)	ELPSC06
60-inch portable pop-up screen (4:3 aspect ratio)	ELPSC07
80-inch portable pop-up screen (4:3 aspect ratio)	ELPSC08
Duet™ portable projector screen (4:3/16:9 combination)	ELPSC80
Distribution amplifier	ELPDA01
G6750WU/G6800/G6900WU: HD BaseT <sup>3</sup> Transmitter (ELPHD01)	V12H547020
G6050W/G6150/G6450W/G6550WU/G6750WU: Wireless LAN module (ELPAP07)	V12H306P12