

Let's get started



SAMSUNG Galaxy Book2



AT&T 5-Star
Eco-Rating 2.0
att.com/ecospace

WIRELESS
EMERGENCY
ALERTS
CAPABLE


AT&T Eco Rating 2.0 only applies to Galaxy Book. For limited factors evaluated visit att.com/EcoSpace. Wireless Emergency Alerts is a registered Trademark and Service Mark of CTIA.

Portions © 2018 Samsung Electronics America, Inc. Samsung and Galaxy Book are both trademarks of Samsung Electronics Co., Ltd. Portion of memory occupied by existing content. LTE is a trademark of ETSI. 4G LTE is not available everywhere. Wi-Fi is a trademark of the Wi-Fi Alliance. Contains Lithium ion battery - recycle or dispose of properly. Portions © 2018 AT&T Intellectual Property. All rights reserved. AT&T, the AT&T logo and all other AT&T marks contained herein are trademarks of AT&T Intellectual Property. All other marks are the property of their respective owners.



Optimize the battery

Tap Start > Galaxy Book > Battery life Extender



What's in the box?

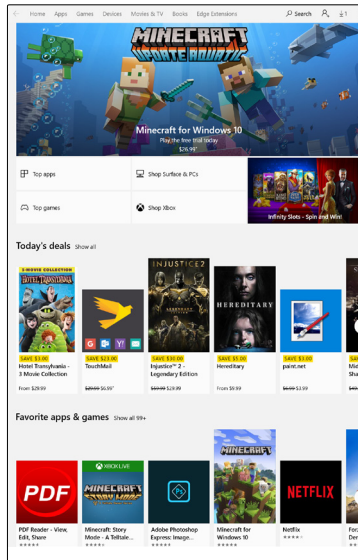
- Samsung Galaxy Book2
- S Pen
- Keyboard
- Pre-installed SIM
- Travel Adapter
- USB Cable

Microsoft Store

Browse, search, purchase and download apps, movies, TV shows and more.

From the home screen, tap Start >

Microsoft store



Find More Information

Manage Your Account with myAT&T

- On the web: att.com/myATT
- Compatible device and online account required. Data and messaging rates may apply for download and app usage.

Need More Help?

- On the web: att.com/DeviceHowTo

Give us a Call

- 611 from any AT&T wireless phone
- 800.331.0500

Samsung Care

- To access user manuals, tips, videos, and more visit samsung.com/us/support.
- For hardware or software support, call 800.726.7864 or for online support visit us at samsung.com/us/support/contact.
- To find a repair center near you, visit support-us.samsung.com/cyber/locator/asc_locator.jsp.





S Pen

Easily Adjust Settings

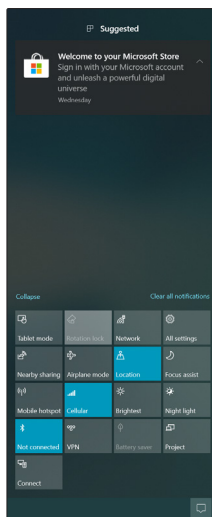
Settings Menu

Tap **Start** > **Settings**

Quick Settings

Tap or from the right edge of the display, drag the Status bar out to display the Notification panel.

In addition to notifications, the panel also provides quick access to device functions such as Wi-Fi, allowing you to quickly turn them on or off.



Connect your phone

Samsung Flow

Easily connect your device and smartphone.

With Samsung Flow™ you can:


- Securely unlock your device with your smartphone.
- Check and reply to smartphone notifications on your device.
- Share content between compatible devices.
- Stay connected with mobile hotspot pairing.

Note: Samsung Flow must be installed on both devices and make sure Bluetooth™ is active on your smartphone.

1. Tap **Start** > **Samsung Flow** > **START**.
2. Select your smartphone from the detected devices list.
3. When a pairing confirmation pop-up window appears, tap **Yes**.
4. Accept the connection request on both devices.

For more information about Samsung Flow visit samsung.com/us/support/owners/app/samsung-flow.

REMEMBER TO PROTECT YOUR DEVICE



CNA
asurion

You only have 30 days to enroll from date of service activation or upgrade.

- Get **fast replacement** if your device is lost, stolen, damaged or has out-of-warranty malfunctions.

- Explore plan options with **personalized tech support**.

Learn more at att.com/protectyourdevice

Requires eligible wireless plan and device in good working condition. Cancel any time. Claim limits, deductibles and other restrictions apply. Eligibility rules subject to change. AT&T Mobile Insurance and AT&T Multi-Device Insurance are underwritten by Continental Casualty Company, a CNA Company, Chicago, IL, and administered by Asurion Protection Services, LLC (in Iowa, Lic. #1001002300; in California, Asurion Protection Services Insurance Agency, LLC, CA Lic. #0D63161; in Puerto Rico, Asurion Protection Services of Puerto Rico, Inc.), a licensed agent of CNA. ©2018 Asurion, LLC. All rights reserved. ©2018 AT&T Intellectual Property. All rights reserved. AT&T, the Globe logo and all other AT&T marks contained herein are trademarks of AT&T Intellectual Property and/or AT&T affiliated companies. All other marks are the property of their respective owners.



Using your S Pen

Communicate in new ways with the S Pen™. Press the S Pen button to launch Air Command, for quick access to these handy tools:

- **Create note:** Create customized notes.
- **View all notes:** View your customized notes.
- **Smart select:** Outline and crop anything on the screen and freely edit or share with others.
- **Screen write:** Capture a screen and write or draw on it.
- **Show window:** Display your device screen on a desktop monitor.



Find things with Cortana

Cortana is your digital agent who helps get things done, including finding facts, files, apps, and info.

Select the search box on the taskbar to open Cortana.

- Set reminders based on time, places, or people.
- Track packages, teams, interests, and flights.
- Send emails and texts.
- Manage your calendar and keep you up to date.
- Create and manage lists.
- Chit chat and play games.
- Find facts, files, places, and info.
- Open any app on your system.

