

DC554

4K Document camera / visualiser

Visualise 4K UHD
detail for easy learning



13MP camera



Amazing 4K image quality



Large capture area - full A3



Instantly save images and video
directly to an SD card



Built-in microphone



Foldable design for easy storage
and transportation



“The new DC554 4K UHD document camera is capable of delivering incredible high image quality with its 13MP camera, direct HDMI output at 30fps, full A3 shooting area, and 17x optical zoom.”

Visualise UHD detail for easy learning

When it comes to teaching people, it's the detail that counts and more is always better. Being able to share your ideas and knowledge with a large audience can be difficult - but a huge benefit.

With the new Optoma DC554, you simply position items under the camera, connect it to a projector or panel and show everything on the big screen live as it happens. Information becomes clear and everyone shares your vision.

The DC554 features a 13-megapixel sensor, 17x optical zoom and up to 30 frames-per-second video (at full resolution) for stunning image quality and performance allowing you to see detail often not visible to the human eye. Take photos or video using the camera functions and include them in future presentation – it's all so easy.

Create more engaging lesson content by easily capturing images up to A3, video and audio with the DC554 document camera. You can even take a video of a science experiment with the document camera, save them on your PC/laptop via USB or save to an SD card and use in your next class. Students can even record their demonstrations during presentations for later review.

The DC554 is powerful, robust and full of useful features that will revolutionise any classroom lessons or meeting room presentations.

Easy operation

The DC554 is simple to use and easy to understand. Just turn it on, connect it to a projector or panel and you are ready to go. For added convenience, the main controls are included on the base unit as well as the remote control.



Amazing image quality



Exceptionally smooth video performance

Up to 30 frames per second video at full resolution

HDMI in/out

Pass-through or go direct with only one cable; you can show 4K UHD quality or full 1080 High Definition video and audio to really showcase your students' best vivid work.

VGA in/out for legacy devices

The DC554 has both VGA in/out and HDMI in/out so will connect to most devices.

Rotating camera lens

Rotating the camera lens enables easily set-up if you doing back projection where the image would be upside down. Just rotate the lens so your image is the correct way up, even if it's behind you. You can also rotate the image in software using SMART DC.



Amazing image quality

display more detail with the latest 13MP CMOS sensor and up to 3840 x 2160 output.

Powerful 544x zoom capabilities for ultra-detail.



Record full-motion video upto 30fps

amazing quality images and video performance helps you to attract your audience's attention effectively.



Save images and video to SD card (MAX 32GB)

Easily save images or video directly to SD/SDHC card. Recall you're saved material from SD card anytime without connecting to a PC or laptop.

Images can be saved at 0.8MP, 2MP, 5MP or 13MP for maximum flexibility and quality.

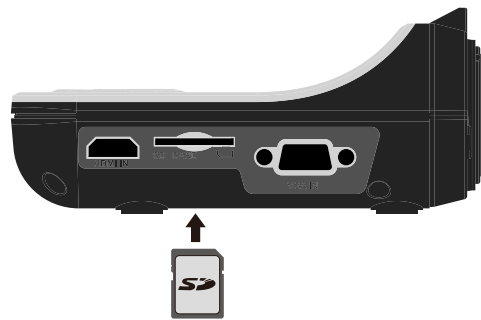


Image	Dimensions	File size
0.8MP	1024 x 768	208Kb
2MP	1600 x 1200	516Kb
5MP	2560 x 1920	1.29Mb
8MP	3264 x 2448	1.79Mb



Capture it, save it, display it...

Sometimes we want to keep a memory of what the camera sees: by pressing the "SNAP" button on the remote control or base unit, images and video can be stored directly onto an SD card. To review your images just hit the playback button. For permanent storage on a hard drive just connect a PC/laptop using the supplied USB cable and software or save direct to your SD card (32GB max).

Flexible (fold) arm

With an incredibly flexible neck, the DC554 is designed to help teachers and students with its ability to fold and turn the head so allowing you to get up-close and personal to capture that perfect image.



Picture-in-Picture, capture, freeze, rotation, flip

With the DC554 you have ultimate control. Want to freeze something under the camera whilst handing out the original, or perhaps compare items using the Picture-in-Picture "PIP" so that comparisons can be made between one item and another.

Eco friendly LED illumination (3 x mode brightness)

Sometimes you need a bit of extra illumination. The DC554 uses eco-friendly; low power LED lamps which are cool to the touch and mercury free, however, due to the excellent sensitivity of the camera the lamp is seldom required. The LED light has 3 light levels for even more flexibility.

Record Audio & Video

The built in microphone enables easy video and audio recording to create multimedia content for lessons and student presentations.



Smart DC software

It takes just a USB cable to connect your PC/laptop* or MAC OSX* to the DC554. Start sharing instantly and do editing together live in UHD, 1080i/p, 720p or XGA as a class through Smart DC, supplied with the DC554, which include enhanced drawing and annotation tools. You can even turn your lesson into video clips through the recording feature and save to either you PC/laptop/MAC or to an SD card.

You can also use Skype to connect to another school and share your ideas.



Smart DC is supported under the OS's as below:

- Mac OSX 10.7 or above.
- Windows 7, 8, 8.1 or 10
- Chrome



Connections

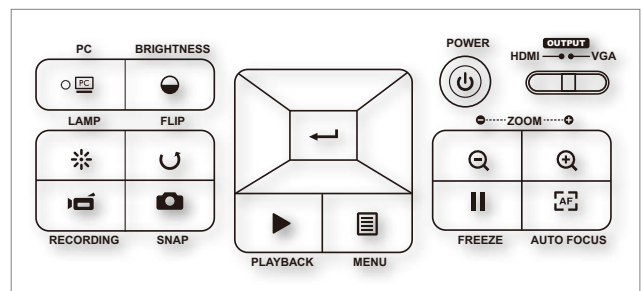
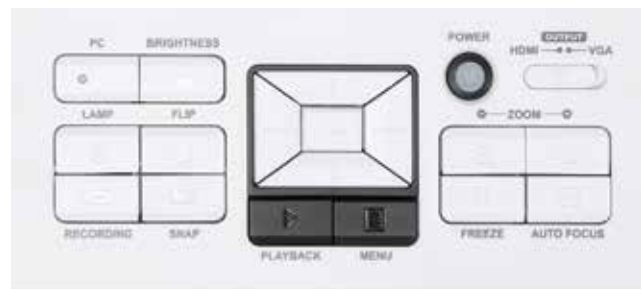
1. HDMI in
2. SD card slot
3. VGA in
4. DC 5V power socket
5. USB port
6. VGA out
7. HDMI out
























Control panel

- Power on / off.
- Invert image 180°
- "Freeze" the current image or "pause" the clip while playing video
- Capture a still image
- Show or hide menu
- Direction keys
- Zoom out
- Zoom in
- One-time auto focus
- Pass the signal from PC
- Show / hide brightness adjustment bar
- Turn on / off the LED lamp and adjust the brightness
- Record a video clip
- Enter playback mode to display recorded still images and video clips

HDMI - VGA output switch



Remote

-  Brightness hotkey
-  Power on / off
-  Freeze current image (pause the clip while playing videos)
-  Show or hide on-screen icons
-  To show or hide OSD menu
-  Enter playback mode to display recorded pictures and video clips
-  Invert image 180°
-  Select and adjust
-  Record a video clip
-  Capture a still image
-  Zoom out / zoom in
-  One-shot auto focus
-  Use the level bar to adjust the focus manually
-  2x or 4x digital zoom
-  Highlight function on / off
-  Mask function on / off
-  Macro / normal switch
-  Adjust highlighted / masked area size
-  Set colour for highlighted / masked area
-  Increase / decrease volume
-  Picture-in-picture function on /off
(for displaying a still image as an insert while displaying another image)



Specifications

Image sensor	1/3.2" CMOS Colour sensor
Total pixels	13M pixels
Output resolution	XGA/720/1080/4K (3840x2160)
Zoom	544X total zoom (17X optical zoom / 8X digital zoom, 4X Mechanical Zoom)
Frame rate	30fps (max.)
Focus	Auto / Manual
Shooting area	A3 landscape (297 x 420 mm) (11.7 x 16.5 ins)
Image rotation	Software rotation 0° / 90° / 180° / 270°
Rotating Lens	-90°/0°/90°Mechanical rotate
Recording	Yes (to SDHC card)
Internal storage	Built-in memory 128Mb (115MB available)
External storage	SDHC (32GB max.)
Image effects	Graphic / Text / B&W / Negative / Mirror / Freeze / Sketch
White balance	Auto / Manual (Auto, Fluorescent, Tungsten and Custom)
Presentation tools	Yes (Smart DC)
Picture-in-picture	Yes
Still Image Resolution	13MP/ 5MP / 2MP / 0.8MP
Image Control	Freeze / Highlight / Mask / Flip / PIP / Slideshow
Capture mode	Single / Continuous (SmartDC supports continuous capture)
Flicker filter control	Yes (50/60Hz)
Remote control	Yes (full function)
Light source	Embedded LED lamp (3 x brightness settings)
VGA output	Yes (D-SUB)
VGA pass through	Yes (D-SUB)
HDMI	Yes
HDMI Pass through	Yes
USB 2.0 port	Yes (PC camera / built-in image download)
Audio input	Built-in MIC
Audio output	Built-in speaker
Clock	Built-in
Microscope adaptor	Yes (Ø28mm ,Ø31mm, Ø33mm, and Ø34mm eyepieces)
On-Screen menu	Yes (control from remote or base unit) (English, French, Deutsch, Spanish)
VISA Mounting	75mm VESA mount holes
Software languages	English, Deutsch, French and Spanish
dimensions (W x H x D)	Operating: 400 x 170 x 530mm Folded: 360 x 170 x 80mm
Net weight	2.39kg
Power Source	DC 5V, 100-240V, 50-60Hz
Power Consumption	
In The Box	DC554 Visualiser, Power cord (UK/EU), Power adapter, HDMI Cable, USB cable (2.0) Microscope Adapters (Ø28mm,Ø31mm, Ø33mm, and Ø34mm eyepieces) Remote control ser manual / Software Smart DC "PC/ Apple MAC OSX" (CD)

optoma.com