

# WUXGA, 5,200lm Installation Projector



**Pro8800WUL**



The Pro8800WUL is the perfect solution for large venue Pro AV projection requirements, thanks to a centred lens, sealed engine and multiple adjustment features like vertical lens shift, 1.6x optical zoom, horizontal & vertical keystone, plus 4-corner adjustment. Utilising a unique "Flex-In" (Flexible Installation) design, the Pro8800WUL integrates an intuitive form with high flexibility and an easy installation process, making it the ideal installation projector. Equipped with 5,200 lumens and WUXGA resolution, the Pro8800WUL is powered by SuperColor™ and SonicExpert® to provide a professional audiovisual performance. It boasts a bilateral opening top cover, 4x HDMI (1 of which is MHL) and an intuitive PortAll® compartment to accommodate optimal HDBaseT solutions (an affordable way of transferring High Definition audio and video over long distance), wireless dongles, or PC stick integration for versatile application.



---

## **Sealed Optical Engine Dust-free and well-maintained image quality**

The sealed optical engine prevents dust and moisture from affecting the lighting system, ensuring the image quality is maintained for a long period of time.



Sealed Optical Engine

---

## Vertical Lens Shift

This tool-free dial controls the lens shift function easily for vertical adjustments without any loss of optical quality. This feature provides flexible projector placement for challenging installations, with less locational limitations.



---

## Wide 1.6x Optical Zoom


Equipped with a 1.6x optical zoom lens, the LightStream projector provides mounting flexibility with a wider throw distance range. This zoom lens also enables the projector to project images up to 60% larger than a conventional projector equipped with a fixed focal lens.



---

## Horizontal and Vertical (Auto) Keystone

Horizontal and vertical Keystone correction, plus auto vertical Keystone eliminates crooked and distorted images for a perfectly proportioned picture every time. The automatic vertical keystone (and 4-corner adjustment) also improves usability and makes setup and image positioning more convenient.



---

## 4-Corner Adjustment Advanced image correction capabilities

Horizontal and vertical Keystone correction can only solve symmetric distorted image problems. When it comes to non-symmetric crooked images, 4-corner adjustment can make images right.



---

## Centred Lens

With a centred lens position, the projector is easy to align and even easier to set up, without having to guess and tediously adjust your surroundings.



---

# "Flex-In" Design for Flexible Integration

ViewSonic®'s "Flex-In" design provides flexible installation that brings easy adjustment and maintenance.

- **Intuitive Form**  
Stylish design with bilateral opening top cover and rear cable cover
- **High Flexibility**  
Can support numerous configurations for versatile use
- **Easy Installation**  
Easy to adjust image positioning and adjustment makes setup simple



---

## Easy-Access Top Cover for easy maintenance

The tool-free and simple top cover design provides users ample room to adjust or change a dongle or lamp conveniently, making ceiling mounted applications easier to manage.





---

## Network Management

This projector comes equipped with Crestron RoomView Express, an easy-to-use network management system that lets administrators remotely observe and control over 250 projectors from a single PC, such as power on/off, lamp life etc.



Easy central control for **250<sup>+</sup>** projectors

---

## **PortAll®: Secure MHL/HDMI port with built-in Micro USB cable**

ViewSonic's exclusive PortAll® feature is a hidden compartment with an integrated and secure MHL/HDMI port that lets you discretely stream multimedia content from optional solutions including HDBaseT dongles, wireless dongles, PC sticks etc. In addition, the built-in Micro USB cable provides power to HDMI dongles for charging without a power source.

Optional ViewSonic® HDBaseT dongle (HB10B)

Optional ViewSonic® wireless presentation gateway dongle (WPG Series)



---

## Optional ViewSonic® HDBaseT dongle

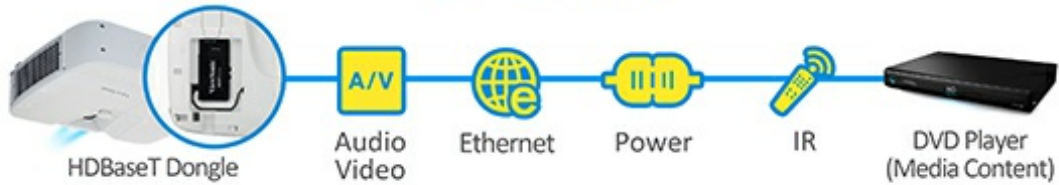
HDBaseT technology is a cost-effective solution to transmit uncompressed ultra-HD audio & video, infrared controls, and power-for-dongles by a Cat.5e/6/7 LAN cable up to 70 meters that is better than HDMI performance.

Based on HDBaseT technology, the ViewSonic® HDBaseT dongle fits into the PortAll®, boasting its stable transmission over longer distance, even carrying 4K signals up to 35 meters\*, by a Cat.5e/6/7 Lan cable for HDMI-alternative extended installation.

\*1080P up to 70m by Cat 6

\*4K/2k up to 35m by Cat 6

# 70m



---

## Cable Management Hood for a neat exterior

A cable management hood connects onto the back of the projector to hide unsightly cable clutter and exposed ports.



---

## 4-in-1 Power Button

The specialized power button contains a power key, dongle power indicator, projector control IR receiver, and remote player IR receiver. When activating a dongle from the PortAll® compartment, a tiny blue light will indicate the dongle is in use. It can also receive signals to remotely control the connected player.



---

## Easy Lamp Access for Quick disassembly

An easy-access top lamp and tool-free ring enable simple lamp maintenance and replacement.



---

## Power Cable Lock

Power cables can easily become loose over time and can be a hassle to plug back in when the projector is mounted on the ceiling. The power cable lock helps to keep the cable secure, with an easy detach mechanism, so cords will not accidentally become unplugged.



Power Cable Locker

---

## 4 x HDMI Inputs

Perfect for connecting to any HDMI-enabled multimedia device; the 4 HDMI ports (1 of which is MHL) provide more options for HD device deployment.

# HDMI<sup>x</sup>4

---

## WUXGA with 3D Blu-ray Ready Advanced viewing experience

Higher resolution than Full HD, WUXGA offers a wider viewing area for some engineering graphs, Excel sheets, or working sheets. Display 3D images directly from 3D Blu-ray players. 3D images can be viewed with optional ViewSonic PGD-350 Shutter Glasses, or any other compatible 3D glasses.



---

## SuperColor™ Best in Class Colour Accuracy

ViewSonic®'s proprietary SuperColor™ Technology offers a wider colour range than conventional DLP® projectors, ensuring that users enjoy realistic and accurate colours. With an exclusive colour wheel design and dynamic lamp control capabilities, SuperColor™ Technology projects images with reliable and true-to-life colour performance, in both bright and dark environments, without sacrificing image quality.



## **SonicExpert® Technology Powerful sound quality**

Following a groundbreaking proprietary speaker transducer and chamber redesign, LightStream projectors deliver full-range sound 20Hz - 20KHz. The 2 x 10W Cube speakers take pride in quality sound with best-fit Sound Response Curve, and high efficiency of transferring electric power to sound power.



### Conventional Type



Weak sound with projector's internal noise

### ViewSonic Type



Extended low frequency sound


---

## Programmable Remote Control

To satisfy a presenter's needs, this remote control contains wireless presenter functions (mouse control, page up-and-down, etc.) and hotkeys for critical, major functions. A programmable hotkey "MyButton" can be configured to launch the most commonly used functions. Users can also Control up to eight projectors in the same venue or from a mobile device via free vRemote app (iOS and Android).



# Exterior & Rear I/O Connectors



# Technical Specifications

---

## PRODUCT

<b>SPECIFICATION</b>	Resolution	1920x1200
	Brightness (ANSI Lumens)	5200lm
	Contrast (Max.)	5000: 1
	Lamp Hour (Normal / Eco)	2000hrs / 2500hrs
	Throw Ratio in Meters (Wide ~ Tele)	1.07~1.71
	Lens Shift	Yes
	Optical Zoom	1.6x
	Digital Zoom	0.8x~2.0x
	Screen Size	30"~300"
	Projection Offset	105%~110%±5%
	Display Colours	1.07 Billion Colors (30 bits per color)
	Keystone	HV
	Noise min (Eco)	33 dB
	Speaker	10W Cube x 2

## INPUT

<b>CONNECTIVITY</b>	HDMI/MHL	1
	HDMI In	3
	VGA-in	2
	Component Input	2 (Share with VGA-in)
	S-Video	1
	Composite Input	1
	Audio-in (3.5mm)	2
	Audio-in (RCA pair) L/R Set	1
	USB Type A	1 (Only charging)
	USB Type B	N/A
	Mini USB	1
	Micro USB cable	1 (Only charging)
	Microphone in (3.5mm)	1 (Share with audio in 2)
	SD Card reader	N/A

## OUTPUT

<b>CONNECTIVITY</b>	VGA-out	1
	Audio-out (3.5mm)	1

## CONTROL

RS232 (9 pin)	1
Network Management (LAN cable)	1
12V Power Trigger	1
3D VESA	1
IR Connector	1

## DIMENSIONS AND POWER

---

Dimension (WxDxH)	496.5 mm(W) x 316.24 mm(D) x 139.8 mm(H) 19.55" (W) x 12.45 " (D) x 5.50" (H)
Net Weight	6.3 kg (13.89 lb)
Power Source	100~240Vac 50/60Hz
Power Consumption	574W (Max.)

---

#### SUPPLIED

#### ACCESSORIES

Power cord	1
VGA cable	1
HDMI cable	N/A
Remote Control (with batteries)	1
Cable cover	1
Quick Start Guide & CD	1
Carry bag	NA

---

#### LANGUAGES

On Screen Display	Total 22 languages
-------------------	--------------------

---

#### REGULATIONS

Standard	Mexico Energy test/Registration, EAC, TUVS Mark(Argentina), India BIS, FCC,CE EMC,CB,,CCC, ROHS, REACH, SVHC, WEEE, ErP, Mexico NOM, cTUVus, PSB, RCM, CECP
----------	---

---

#### WARRANTY

\*\*Warranty offered may differ from market to market

---

## ViewSonic® Limited Warranty

---

ViewSonic provides customers with the security of a manufacturers warranty against defected products. The type and duration of the applicable warranty service varies by product type, country of purchase and can also vary on an individual basis according to customer requirements agreed at time of purchase. The warranty will expire after the end of the warranty period.

---

For more product information, visit us at [www.viewsoniceurope.com](http://www.viewsoniceurope.com)

All rights reserved by ViewSonic Corporation. All other Corporate names and trademarks are the property of their respective companies. E&EO. All prices and specifications are subject to change without written notice. Images are for illustrative purpose only. Terms & Conditions Apply.