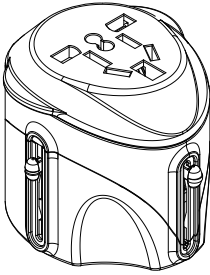


1-Outlet Travel Adapter (All In One Plugs-Type A, C, I, G) TRA1A2



User Manual

CONGRATULATIONS ON YOUR PURCHASE

Thank you for selecting the CyberPower TRA1A2 Travel Adapter. The information contained on this document explains the features and operation of the TRA1A2. Please take a few moments to read this manual.





FEATURES

1. Accepts four common plug configurations
2. Compact design for easy portability
3. Replaceable Fuse

SPECIFICATIONS

- Model Number: TRA1A2
- Outlets: 1 Universal Outlet
- Input Voltage: 100-240VAC
- Output Voltage: 100-240VAC
- Input Current: 6A Maximum
- Maximum Output Wattage: 660W max at 110VAC
1380W max at 230VAC
- Fuse: 6.3A/250VAC

Outlet Types

Outlet Types	Location	Voltage
TYPE A 	Japan Parts of North America and Caribbean Parts of South America and Caribbean, and China	100V 120V 240V
TYPE I 	Australia, New Zealand, and Fiji	240V
TYPE C 	Parts of Middle East, Africa, Asia, South America South Europe, parts of Middle East, Africa, Asia, South, America	120V 240V
TYPE G 	Great Britain, Ireland, parts of Africa, Hong Kong, and Singapore	240V

Using your adapter

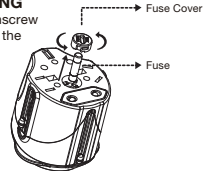
- 1 Make sure your device is compatible before use.
Incorrect use could damage your device.
- 2 Find the power outlet you want to connect your device to in the table on the previous page, then choose the adapter that will fit that outlet.
- 3 Make sure all plugs are COMPLETELY retracted, then push in and slide forward the button that corresponds with your plug.
Caution: Do not open multiple plugs at the same time.
- 4 Connect the adapter to your device, then to a power outlet. Use or charge your device as usual.

CAUTION

This product does not convert electrical voltage. Use this adapter only if the power outlets voltage is within the range of your device's voltage. DO NOT use this adapter with products contain screw-base sockets or convenience receptacles. DO NOT use with appliances requiring earth connection. DO NOT use the adapters with hair dryers or other high wattage devices. Check your device label to make sure it does not require more than 6A. Disconnect adapter & plugs when not in use.

TROUBLESHOOTING

If the fuse is broken, unscrew the fuse cover, remove the broken fuse and install the new fuse, replace the fuse cover. Make sure the new fuse with an identical size and rating to the default fuse spec is used.



TECHNICAL SUPPORT

Please contact our Tech Support department with installation, troubleshooting, or general product questions.

- Phone: 1-877-297-6937
- Email: tech@cpsww.com
- Hours of Operation: Monday – Friday,
7:00am – 6:00pm CST

LIMITED WARRANTY

Read the following terms and conditions carefully before using the CyberPower TRA1A2 (the "CPS Product"). By using the CPS Product, you consent to be bound by the terms and conditions of this 1 year Limited Warranty (together referred to as this "Warranty"). **IF YOU DO NOT AGREE TO THE TERMS AND CONDITIONS OF THIS WARRANTY, YOU SHOULD RETURN THE PRODUCT FOR A FULL REFUND PRIOR TO USING IT.**

Who is providing this Warranty, what does it cover?

CyberPower Systems (USA), Inc. ("CyberPower") provides this Limited Warranty. It only covers the original purchaser and ends if you no longer own the CPS Product. This warranty covers defects in materials and workmanship in the CPS Product under normal use and conditions. This warranty covers the CPS Product for as long as you own the CPS Product.

What must I do to make a warranty claim?

1. Call (877) 297-6937 or write to CyberPower, 4241 12th Ave. E., STE 400, Shakopee, MN 55379 or send a message at claims@cpsww.com for instructions.
2. Clearly indicate on the outside of the packaging that this is a "WARRANTY RETURN"
3. Clearly include your name and address (a) on the outside packaging and (b) on a sheet of paper enclosed in the box with the product that is being returned.
4. You MUST prepay all shipping costs and you are responsible for packaging and shipment.

What will CyberPower do to correct problems?

CyberPower will inspect and examine the CPS Product. If the CPS Product is defective in material or workmanship, CyberPower will repair or replace it at CyberPower's expense, or CyberPower will refund the full purchase price you paid for the CPS Product (purchase receipt showing price paid is required).

Who pays for shipping?

We pay when we send items to you; you pay when you send items to us.

What are some things this Warranty does not cover?

1. This Warranty does not cover: misuse, modification, operation or storage outside environmental limits of the CPS Product or the equipment connected to it, or for damage while in transit or in storage, nor if there has been improper operation or maintenance, or use with items not designed or intended for use with the CPS Product, such as laser printers, appliances, aquariums, medical or life support devices, etc.

What are the other limitations?

The sole and exclusive remedies of the Initial Customer are those provided by this Warranty.

1. This Warranty does not apply unless the CPS Product were connected to properly wired (including compliance with electrical and safety codes of the most current electrical code), without the use of other connectors.
2. The CPS Product must have been plugged directly into the power source and the equipment connected to the CPS Product must be directly connected in the CPS Product, not "daisy-chained" together in serial fashion with any extension cords, another Product or device similar to the CPS Product, surge suppressor, or power tap. Any such installation voids the Warranty.
3. The CPS Product and connected equipment must have been used properly in a suitable and proper environment, in conformance with any applicable license, instruction manual, or warnings.

Where can I get more information?

Contact CyberPower at 4241 12th Ave E., STE 400, Shakopee, MN 55379; call us at (877) 297-6937; or send us an e-mail message at claims@cpsww.com.

PRODUCT REGISTRATION

Prompt product registration assures coverage under the Limited Warranty, and also allows the opportunity to be notified of product enhancements, upgrades, and other announcements.

Registration is quick and easy. Go to Product Registration page at: www.cyberpower.com

CONTACT INFORMATION

Cyber Power Systems, Inc.
4241 12th Avenue East Suite 400 Shakopee, MN 55379
Toll-free: 1-877-297-6937 | CyberPower.com

CONFORMANCE APPROVALS



Please join CyberPower in caring for the environment by recycling this manual.



This device is manufactured using environmentally-safe procedures in compliance with the Restriction on Hazardous Substances (RoHS) directive.