

Let's get started



SAMSUNG Galaxy Tab S4



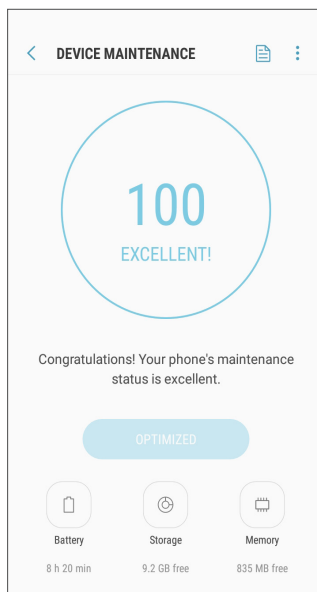
AT&T Eco Rating 2.0 only applies to Tab S. For limited factors evaluated visit att.com/EcoSpace. Wireless Emergency Alerts is a registered Trademark and Service Mark of CTIA.

Portions © 2018 Samsung Electronics America, Inc. Samsung and Tab S are both trademarks of Samsung Electronics Co., Ltd. Portion of memory occupied by existing content. LTE is a trademark of ETSI. 4G LTE is not available everywhere. Wi-Fi is a trademark of the Wi-Fi Alliance. Contains Lithium ion battery - recycle or dispose of properly. Portions © 2018 AT&T Intellectual Property. All rights reserved. AT&T, the AT&T logo and all other AT&T marks contained herein are trademarks of AT&T Intellectual Property. All other marks are the property of their respective owners.



Optimize the battery

From the home screen, swipe up for **Apps**, and then tap **Settings** > **Device maintenance**.



Useful Apps*



AT&T Messages

Send and receive text messages from your tablet or computer.



AT&T NumberSync

Make and receive calls on your tablet using your mobile phone number.



AT&T AllAccess

Stop worrying about data overages and take control with AT&T AllAccess data monitoring tools.



AT&T ProTech

With AT&T Mobile and Multi-Device Protection Packs, enjoy premium services and unlimited access to our team of trained support experts!

*Compatible device and subscription may be required. Data and messaging rates may apply. Restrictions and limitations may apply. For more app information, go to att.com/shop/apps.

What else is in the box?

- Samsung Galaxy Tab S4
- S Pen
- Pre-installed SIM
- Travel Adapter
- USB Cable

Find More Information

Manage Your Account with myAT&T

- On your phone: Swipe up for **Apps**, and then tap **AT&T** folder > **myATT**
- On the web: att.com/myATT

Compatible device and online account required. Data and messaging rates may apply for download and app usage.

Need More Help?

- On your phone: Swipe up for **Apps**, and then tap **AT&T** folder > **Device Help**
- On the web: att.com/DeviceHowTo

Give us a Call

- 611 from any AT&T wireless phone
- 800.331.0500 or GoPhone 800.901.9878

Samsung Care

- To access user manuals, tips, videos, and more at samsung.com/us/support.
- For hardware or software support, call 800.726.7864 or for online support visit us at samsung.com/us/support/contact.
- To find a repair center near you, visit support-us.samsung.com/cyber/locator/asc_locator.jsp.



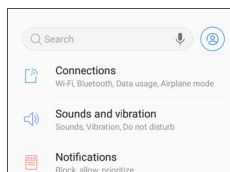
Need more help?

Go to **Apps > AT&T folder > Device Help**

Easily Adjust Settings

Settings Menu

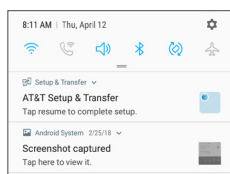
From the home screen, swipe up for **Apps**, and then tap **Settings**.



Quick Settings

Drag the Status bar down to display the Notification panel.

In addition to notifications, the panel also provides quick access to device functions such as Wi-Fi, allowing you to quickly turn them on or off.



Capture Life's Moments

Take a Picture

From the home screen, tap **Camera**.

- Tap to take a photo.
- Tap to take selfies.
- Swipe right to select a shooting mode.
- Swipe left to select a shooting effect.
- Tap to start recording.
- Tap to capture a picture while recording.
- Tap to pause recording.
- Tap to end recording.
- Tap **STICKERS** to add animated images when capturing a photo.

Share a Picture or Video

1. After taking the picture, tap the Image viewer at the bottom right of the screen.
2. Select the photo you want to share and then tap **Share**.
3. Select the desired option to share your photo and follow the prompts.

Using your S Pen

Communicate in new ways with the S Pen™. Press the S Pen button to launch Air command, for quick access to these handy tools:

- **Create note:** Create customized notes.
- **View all notes:** View your notes.
- **Smart select:** Outline and crop anything on the screen and freely edit or share.
- **Screen write:** Capture a screen image and write on it.
- **Live message:** Create live messages and GIFs.
- **Translate:** Hover the S Pen over a word to view its definition and pronunciation.

S Pen button


- **PENUP:** Draw, color, edit, and share live drawings.
- **Add shortcut:** Add or remove a shortcut.



AT&T Video Call

One-touch video calling built into your smartphone, no app to download, no separate account to configure, and no password to enter.

- Simply tap on the dialer or in your contacts.
- Switch between HD voice and video at any time during a call.



Bixby

Set reminders, see upcoming appointments, photos, tomorrow's weather and more.

From the home screen, swipe right to launch Bixby and follow the prompts to complete setup.

For more information, visit samsung.com/us/support/owners/app/Bixby.

