

lenovo. Safety, Warranty, and Setup Guide


Lenovo E50-70 and Zhao Yang E50-70
Lenovo E50-80 and Zhao Yang E50-80
<http://www.lenovo.com/support>

Lenovo® electronic manuals... for a greener planet!

Refer to the electronic *User Guide* for detailed product information: <http://www.lenovo.com/UserManuals>



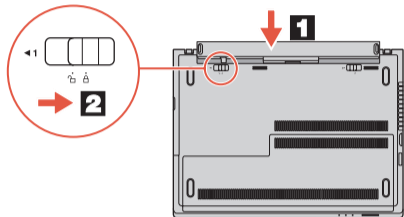
Unpack



Note: Recovery discs are not provided. Instead, everything needed for recovering factory-installed files and applications is provided in the Lenovo_Recovery partition on your hard disk drive. If you decide to remove the Lenovo_Recovery partition, be sure to create a recovery disc first. For more information, see "Recovery overview" in the *User Guide*. See "Accessing your *User Guide*" for instructions on opening the electronic *User Guide* provided on your computer.

Initial setup instructions

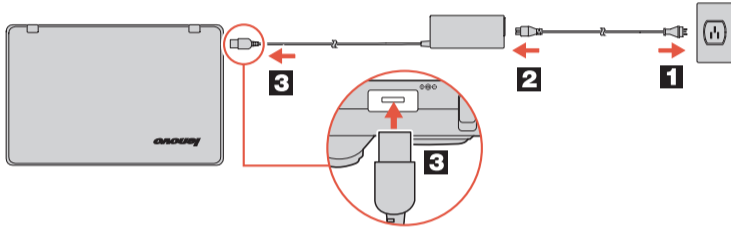
1. Install the battery pack.



This system supports only batteries specially designed for this specific system and manufactured by Lenovo or an authorized builder. The system does not support unauthorized batteries or batteries designed for other systems. If an unauthorized battery or a battery designed for another system is installed, the system will not charge.

Attention: Lenovo has no responsibility for the performance or safety of unauthorized batteries, and provides no warranties for failures or damage arising out of their use.

2. Connect to power. Ensure that all power cord connectors are securely and completely plugged into receptacles.



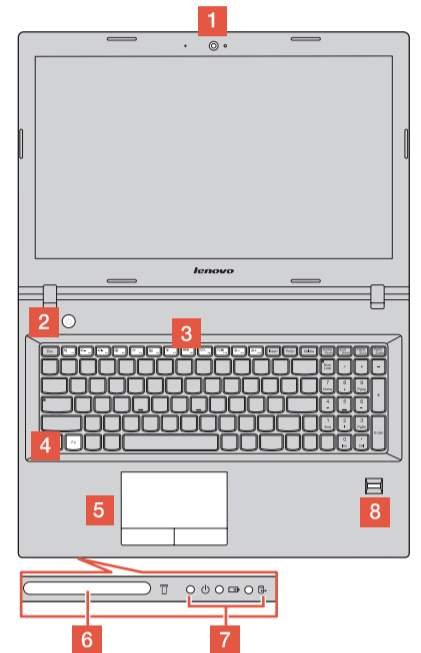
3. Press the power button to turn on the computer.

4. Configure the operating system following the on-screen instructions to complete the initial setup. This process takes several minutes.

Additional information about using your Lenovo computer is in the *User Guide*. See "Accessing your *User Guide*" later in this document.

Controls and indicators

- 1 Integrated camera*
 - 2 Power button
 - 3 Hotkeys
 - : Mutes/unmutes the sound
 - : Decreases the volume level
 - : Increases the volume level
 - : Closes the currently active window
 - : Refreshes the desktop or the currently active window
 - : Enables/Disables the touchpad
 - : Changes the wireless settings (Windows 7) Enables/Disables the airplane mode (Windows 8.1)
 - : Views the open applications
 - : Turns on/off the LCD backlight
 - : Projects to a connected display
 - : Darkens the display
 - : Brightens the display
 - 4 Fn key
 - 5 Touch pad
 - 6 Memory card slot
- * On some models.



- 7 Status indicators
- 8 Fingerprint reader*

Attention: Do not force the display open beyond 135 degrees from the relative position of the keyboard. Forcing the display beyond this point can cause damage.

Accessing your *User Guide*

Your *User Guide* contains detailed information about your computer. To start it, double-click User Manuals icon on the desktop.

Read before using your computer



The following sections provide critical safety and regulatory information for Lenovo computers and instructions on how to access electronic versions of the publications developed for your computer.

Read first — regulatory information

Computer models equipped with wireless communications comply with the radio frequency and safety standards of any country or region in which it has been approved for wireless use. In addition, if your product contains a telecom modem, it complies with the requirements for connection to the telephone network in your country.

Be sure to read the *Regulatory Notice* for your country or region before using the wireless devices contained in your computer. To obtain a PDF version of the *Regulatory Notice*, refer to the "Downloading publications" section below.

Downloading publications

Electronic versions of your computer publications are available from the Lenovo Support Web site. To download the publications for your computer, go to <http://www.lenovo.com/UserManuals> and follow the instructions on the screen.

Reduce | Reuse | Recycle



Downloading drivers

The latest drivers for your computer are available from the Lenovo Support Web site. To download the latest drivers for your computer, go to <http://www.lenovo.com/drivers> and follow the instructions on the screen.

Service and Support information

The following information describes the technical support that is available for your product, during the warranty period or throughout the life of your product. Refer to the Lenovo Limited Warranty for a full explanation of Lenovo warranty terms. See "Lenovo Limited Warranty notice" later in this document for details on accessing the full warranty.

Online technical support

Online technical support is available during the lifetime of a product at <http://www.lenovo.com/support>.

Telephone technical support

You can get help and information from the Customer Support Center by telephone. Before contacting a Lenovo technical support representative, please have the following information available: model and serial number, the exact wording of any error message, and a description of the problem. Your technical support representative might want to walk you through the problem while you are at your computer during the call.

Important: The most up-to-date telephone list for the Customer Support Center is always available at <http://www.lenovo.com/support/phone>. Telephone numbers are subject to change without notice.

Lenovo product service information for Taiwan

台灣 Lenovo 產品服務資訊如下：
荷蘭商聯想股份有限公司台灣分公司
台北市內湖區堤頂大道二段89號5樓
服務電話：0800-000-702

Safety information



This section contains important safety information for Lenovo products. Additional safety information is provided in the *User Guide* for your product. See "Accessing your *User Guide*" for additional information.

Laser compliance statement

CAUTION:

When laser products (such as CD-ROMs, DVD drives, fiber optic devices, or transmitters) are installed, note the following:

Do not remove the covers. Removing the covers of the laser product could result in exposure to hazardous laser radiation. There are no serviceable parts inside the device.

Use of controls or adjustments or performance of procedures other than those specified herein might result in hazardous radiation exposure.

DANGER

Some laser products contain an embedded Class 3A or Class 3B laser diode. Note the following:

Laser radiation when open. Do not stare into the beam, do not view directly with optical instruments, and avoid direct exposure to the beam.

Plastic bag notice

CAUTION:

Plastic bags can be dangerous. Keep plastic bags away from babies and children to avoid danger of suffocation.

Rechargeable battery notice (for notebook computers)

DANGER

Do not attempt to disassemble or modify the battery pack. Attempting to do so can cause an explosion, or liquid leakage from the battery pack. A battery pack other than the one specified by Lenovo, or a disassembled or modified battery pack is not covered by the warranty.

If the rechargeable battery pack is incorrectly replaced, there is danger of an explosion. The battery pack contains a small amount of harmful substances. To avoid possible injury:

- Replace only with a battery of the type recommended by Lenovo.
- Keep the battery pack away from fire.
- Do not expose it to water or rain.
- Do not attempt to disassemble it.
- Do not short-circuit it.
- Keep it away from children.
- Do not drop the battery pack.

Do not put the battery pack in trash that is disposed of in landfills. When disposing of the battery, comply with local ordinances or regulations.

The battery pack should be stored at room temperature, charged to approximately 30 to 50% of capacity. We recommend that the battery pack be charged about once per year to prevent overdischarge.

First Edition (December 2014)

© Copyright Lenovo 2014.

LIMITED AND RESTRICTED RIGHTS NOTICE: If data or software is delivered pursuant to a General Services Administration "GSA" contract, use, reproduction, or disclosure is subject to restrictions set forth in Contract No. GS-35F-05925.

Lithium coin cell battery notice

DANGER

Danger of explosion if battery is incorrectly replaced.

When replacing the lithium coin cell battery, use only the same or an equivalent type that is recommended by the manufacturer. The battery contains lithium and can explode if not properly used, handled, or disposed of.

Do not:

- Throw or immerse into water
- Heat to more than 100°C (212°F)
- Repair or disassemble

Dispose of the battery as required by local ordinances or regulations.

The following statement applies to users in the state of California, U.S.A.

California Perchlorate Information:

Products containing manganese dioxide lithium coin cell batteries may contain perchlorate.

Perchlorate Material - special handling may apply. See <http://www.dtsc.ca.gov/hazardouswaste/perchlorate>

Polyvinyl Chloride (PVC) cable and cord notice

WARNING: Handling the cord on this product or cords associated with accessories sold with this product will expose you to lead, a chemical known to the State of California to cause cancer, and birth defects or other reproductive harm. **Wash hands after handling.**

Using headphones or earphones

CAUTION:

Excessive sound pressure from earphones and headphones can cause hearing loss. Adjustment of the equalizer to maximum increases the earphone and headphone output voltage and the sound pressure level. Therefore, to protect your hearing, adjust the equalizer to an appropriate level.

Excessive use of headphones or earphones for a long period of time at high volume can be dangerous if the output of the headphone or earphone connectors do not comply with specifications of EN 50332-2. The headphone output connector of your computer complies with EN 50332-2 Sub clause 7. This specification limits the computer's maximum wide band true RMS output voltage to 150 mV. To help protect against hearing loss, ensure that the headphones or earphones you use also comply with EN 50332-2 (Clause 7 Limits) or a wide band characteristic voltage of 75 mV. Using headphones that do not comply with EN 50332-2 can be dangerous due to excessive sound pressure levels.

If your Lenovo computer came with headphones or earphones in the package, as a set, the combination of the headphones or earphones and the computer already complies with the specifications of EN 50332-1. If different headphones or earphones are used, ensure that they comply with EN 50332-1 (Clause 6.5 Limitation Values). Using headphones that do not comply with EN 50332-1 can be dangerous due to excessive sound pressure levels.

Lenovo Limited Warranty notice

This product is covered by the terms of the Lenovo Limited Warranty, version L505-0010-02 08/2011. Read the Lenovo Limited Warranty (LLW) at http://www.lenovo.com/warranty/llw_02. You can view the LLW in a number of languages from this Web site. The LLW also is displayed on your computer during the initial setup.

Warranty Service Information

For detailed warranty information on this machine, please visit the following website to check out:

http://support.lenovo.com/warrantystatus

Suplemento de Garantía para México

Este Suplemento se considera parte integrante de la Garantía Limitada de Lenovo y será efectivo única y exclusivamente para los productos distribuidos y comercializados dentro del Territorio de los Estados Unidos Mexicanos. En caso de conflicto, se aplicarán los términos de este Suplemento.

Todos los programas de software precargados en el equipo sólo tendrán una garantía de treinta (30) días por defectos de instalación desde la fecha de compra. Lenovo no es responsable de la información incluida en dichos programas de software y/o cualquier programa de software adicional instalado por Usted o instalado después de la compra del producto.

Los servicios no cubiertos por la garantía se cargarán al usuario final, previa obtención de una autorización.

En el caso de que se precise una reparación cubierta por la garantía, por favor, llame al Centro de soporte al cliente al 001-866-434-2080, donde le dirigirán al Centro de servicio autorizado más cercano. Si no existiese ningún Centro de servicio autorizado en su ciudad, población o en un radio de 70 kilómetros de su ciudad o población, la garantía incluirá cualquier gasto de entrega razonable relacionado con el transporte del producto a su Centro de servicio autorizado más cercano. Por favor, llame al Centro de servicio autorizado más cercano para obtener las aprobaciones necesarias o la información relacionada con el envío del producto y la dirección de envío.

Para obtener una lista de los Centros de servicio autorizados, por favor, visite:

http://www.lenovo.com/mx/es/servicios

Importado por:

Lenovo México S. de R.L. de C.V.

Boulevard Escobedo No. 316

Apodaca Technology Park

Apodaca, Nuevo Leon, México

ZIP CODE 66600

Customer Replaceable Units

Customer Replaceable Units (CRUs) are parts that can be upgraded or replaced by the customer. If a CRU is determined to be defective during the warranty period, a replacement CRU will be provided to the customer. Customers are responsible for installing the self-service CRUs for this product. Customers also can install optional-service CRUs, which might require some technical skills or tools, or request that a technician install the optional-service CRU under the terms of the applicable warranty service type for your country or region. The following tables list CRUs for your computer and tell where to find the replacement instructions.

Self-service CRUs

CRU	This setup sheet	<i>User Guide</i>
ac power adapter	X	
Power cord for ac power adapter	X	
Battery	X	X
Memory modules		X

Optional-service CRUs

CRU	This setup sheet	<i>User Guide</i>
Hard disk drive		X
Optical drive		X
PCI Express Mini Card for wireless LAN		X
Keyboard		X

CRU installation instructions are in the user guide for the respective product. See *"Accessing your User Guide"* and *"Downloading publications"* for additional information.

Electronic emission notices

This device has been tested and found to comply with the limits for a Class B digital device. The *User Guide* for this product provides the complete Class B compliance statements that are applicable for this device. See *"Accessing your User Guide"* for additional information.

Korean Class B compliance statement

본급 기기(가정용 방송통신기자재)
이 기기는 가정용(본급) 전자파제한기로서 주로 가정에서 사용하는 것을 목적으로 하며, 모든 지역에서 사용할 수 있습니다.

European Union conformity

EU contact: Lenovo, Einsteinova 21, 851 01 Bratislava, Slovakia



Radio and Telecommunications Terminal Equipment Directive


This product is in compliance with the essential requirements and other relevant provisions of the Radio and Telecommunications Terminal Equipment Directive, 1999/5/EC. The Declaration of Conformity information is located in the *Regulatory Notice*, which you can download from the Lenovo Support Web site. See "Downloading publications" for additional information.

Recycling and environmental information

Lenovo encourages owners of information technology (IT) equipment to responsibly recycle their equipment when it is no longer needed. Lenovo offers a variety of programs and services to assist equipment owners in recycling their IT products. For information on recycling Lenovo products, go to:

http://www.lenovo.com/recycling

Important WEEE information

	Electrical and electronic equipment marked with the symbol of a crossed-out wheeled bin may not be disposed as unsorted municipal waste. Waste of electrical and electronic equipment (WEEE) shall be treated separately using the collection framework available to customers for the return, recycling, and treatment of WEEE.
	Country-specific information is available at: http://www.lenovo.com/recycling

Recycling information for China

《废弃电器电子产品回收处理管理条例》提示性说明

联想鼓励拥有联想品牌产品的用户当不再需要此类产品时，遵守国家废弃电器电子产品回收处理相关法律法规，将其交给当地具有国家认可的回收处理资质的厂商进行回收处理。更多回收服务信息，请点击进入 http://support.lenovo.com.cn/activity/551.htm.

Additional recycling statements

Additional information about recycling computer components and batteries is in your *User Guide*. See "Accessing your *User Guide*" for details.

Restriction of Hazardous Substances Directive (RoHS)

European Union RoHS

Lenovo products sold in the European Union, on or after 3 January 2013 meet the requirements of Directive 2011/65/EU on the restriction of the use of certain hazardous substances in electrical and electronic equipment ("RoHS recast" or "RoHS 2").

For more information ab out Lenovo progress on RoHS, go to:

http://www.lenovo.com/social_responsibility/us/en/RoHS_Communication.pdf

China RoHS

The information in the following table is applicable for products manufactured on or after March 1, 2007 for sale in the People's Republic of China.

中国有害物质声明

为满足中国电子电气产品有害物质限制相关的法律法规和其他要求，联想公司对本产品中有害物质，按部件分类，声明如下。

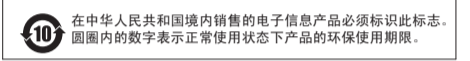
部件名称	有害物质					
	铅(Pb)	汞(Hg)	镉(Cd)	六价铬 (Cr(VI))	多溴联苯 (PBB)	多溴二苯醚 (PBDE)
印刷电路板组件*	×	○	○	○	○	○
硬盘	×	○	○	○	○	○
光驱	×	○	○	○	○	○
液晶面板	×	○	○	○	○	○
键盘	×	○	○	○	○	○
内存	×	○	○	○	○	○
电池	×	○	○	○	○	○
电源适配器	×	○	○	○	○	○
底壳、顶盖和扬声器	×	○	○	○	○	○

本表格依据 SJ/T 11364 的规定编制。某些型号的产品可能不包含表中的部分部件。

○：表示该有害物质在该部件所有均质材料中的含量均在 GB/T 26572 规定的限量要求以下。

×：表示该有害物质至少在该部件的某一均质材料中的含量超出 GB/T 26572 规定的限量要求。标记“×”的部件，皆因全球技术发展水平限制而无法实现有害物质的替代。

*印刷电路板组件包括印刷电路板及其零部件，电容和连接器等。



Turkish RoHS

The Lenovo product meets the requirements of the Republic of Turkey Directive on the Restriction of the Use of Certain Hazardous Substances in Electrical and Electronic Equipment (EEE).

Türkiye EEE Yönetmeliğine Uygunluk Beyanı

Bu Lenovo ürünü, T.C. Çevre ve Orman Bakanlığı'nın "Elektrik ve Elektronik Eşyalarda Bazı Zararlı Maddelerin Kullanımının Sınırlanmasına Dair Yönetmelik (EEE)" direktiflerine uygundur.

EEE Yönetmeliğine Uygundur.

Ukraine RoHS

Цим підтверджуємо, що продукція Леново відповідає вимогам нормативних актів України, які обмежують вміст небезпечних речовин


India RoHS

RoHS compliant as per E-Waste (Management & Handling) Rules, 2011.

EurAsian Compliance Mark



ENERGY STAR

	Select models conform to ENERGY STAR requirements. Additional ENERGY STAR information is in your <i>User Guide</i> . See "Accessing your <i>User Guide</i> ."
---	---

Statement of China Energy Label for Microcomputers

In order to comply with the regulation "Implementation Rules of China Energy Labels for Microcomputers" and the standard "Minimum Allowable Values of Energy Efficiency & Energy Grade for Microcomputers", each Lenovo product shall have a piece of China Energy Label. Lenovo statement is as followed.

1. If there is an energy label on your packaging or product as attached below, the product you bought has been already tested to meet the corresponding energy grade of the standard "Minimum Allowable Values of Energy Efficiency & Energy Grade for Microcomputers".

中国能效标识 CHINA ENERGY LABEL 生产者名称 _____ 名称 _____ 规格型号 _____ AAA-000
耗能低 1 1 级 2 耗能高 3
典型能源消耗(kWh) 000.0
产品类型 _____ X类
参见"中国能效标识网"(www.energylabel.gov.cn)
依据国家标准：GB 28380-2012

Note: Here is an example of Grade I Label. For the actual information about product model name, energy grade, product category and typical energy consumption, please refer to the real label attached on the product or packaging. You can also find detailed information by using the following URL: http://www.energylabel.gov.cn

2. If there is no label on your packaging or product, please ignore this part.

The regulation "Implementation Rules of China Energy Labels for Microcomputers" and the standard "Minimum Allowable Values of Energy Efficiency & Energy Grade for Microcomputers" support the energy label system executed by NDRC (the National Development and Reform Commission), which is aimed at the better development of energy-saving products and the more effective way to save energy to protect environment. By using China Energy Label compliance products, you will help to reduce the energy consumption and make a better environment, and also reduce the greenhouse gas emissions.

Lenovo is proud to offer our customers with compliance product of the corresponding energy grade. Lenovo also encourages our dear customer to buy the product with high energy efficient or high energy grade.

For more information on China Energy Label, please click here:

http://www.energylabel.gov.cn

Legal notices

Lenovo, For Those Who Do., and the Lenovo logo are trademarks of Lenovo in the United States, other countries, or both.

Windows is a trademark of the Microsoft Corporation in the United States and/or other countries.

Other company, product, or service names may be trademarks or service marks of others.

For additional legal notices, refer to the *User Guide* for your computer.

See "Accessing your *User Guide*" for additional information.