

SAMSUNG Galaxy Tab S7 5G

AT&T



Let's get started



AT&T 5-Star
Eco-Rating 2.0
att.com/ecospace

WIRELESS
EMERGENCY
ALERTS
CAPABLE



Contains Li-ion battery - recycle or dispose of properly. AT&T Eco Rating 2.0 only applies to smartphone. For limited factors evaluated visit att.com/EcoSpace. Wireless Emergency Alerts is a registered Trademark and Service Mark of CTIA - The Wireless Association. Requires a compatible plan for 5G and 5G+ connections. Limited AT&T 5G and 5G+ availability. May not be available in your area. For coverage details visit att.com/5Gforyou.

Samsung Electronics America, Inc. Samsung, Galaxy Tab S are all trademarks of Samsung Electronics Co., Ltd. Bluetooth is a registered trademark of Bluetooth SIG Inc. Android is a trademark of Google LLC. © 2020 AT&T Intellectual Property. All rights reserved. AT&T, the AT&T logo and all other AT&T marks contained herein are trademarks of AT&T Intellectual Property and/or AT&T.



What's in the box?

- Galaxy Tab S7 5G
- S Pen
- SIM card
- Travel Adapter
- USB Cable
- Inbox Guide
- Terms and Conditions

TV Mode

Quickly launch your favorite video app, with TV mode.

Access TV mode

To launch TV mode:

- Press the **Power button** twice
- From the lock screen, swipe **TV mode**

To turn on TV mode and select a video app, from the home screen, swipe up and tap **Settings** > **Advanced features** > **TV Mode** and select an app.

Note: You can also turn on TV mode from the Notification panel. Simply swipe down, from the top edge of the screen and tap

Useful Apps*



AT&T Messages

Send and receive text messages from your tablet or computer.



AT&T NumberSync

Make and receive calls on your tablet using your mobile phone number.



AT&T AllAccess

Stop worrying about data overages and take control with AT&T AllAccess data monitoring tools.



AT&T ProTech

With AT&T Mobile and Multi-Device Protection Packs, enjoy premium services and unlimited access to our team of trained support experts!

Find More Information

Manage Your Account with myAT&T

- On your tablet: Swipe up for **Apps**, then tap **myAT&T**
- On the web: att.com/myATT

Compatible device and online account required. Data and messaging rates may apply for download and app usage.

Need More Help?

- On your tablet: Swipe up for **Apps**, then tap **AT&T folder** > **Device Help**
- On the web: att.com/DeviceHowTo

Give us a Call

- 611 from any AT&T wireless phone
- 800.331.0500 or prepaid 800.901.9878

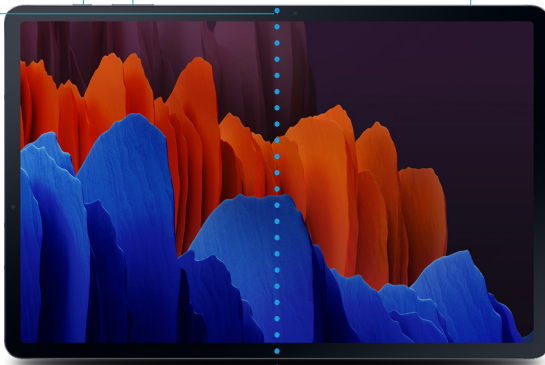
Samsung Care

- To access user manuals, tips, videos, more visit samsung.com/us/support
- For hardware or software support, call 800.726.7864 or online support at samsung.com/us/support/contact
- To find a repair center near you, visit samsung.com/us/support/service/locations/

*Compatible device and subscription may be required. Data and messaging rates may apply. Restrictions and limitations may apply. For more app information, visit att.com/shop/apps.

Your tablet

Volume
Side key
Camera



SIM/microSD™ card slot

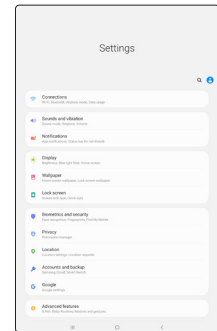
USB/Charger port

Need more help?
Swipe up for **Apps** > **AT&T** folder > **Device Help**

Easily Adjust Settings

Settings Menu

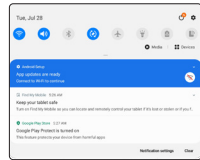
From the home screen, swipe up for **Apps**, then tap **Settings**.



Quick Settings

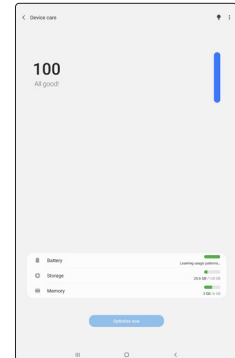
Drag the Status bar down to display the Notification panel.

The Notification panel provides quick access to device functions such as Wi-Fi, allowing you to quickly turn on or off.



Optimize the battery

From the home screen, swipe up for **Apps**, then tap **Settings** > **Device care**.



Watch.
Stream.
Enjoy.

- ▶ Watch your favorite live and on demand shows anywhere with the DIRECTV App*
- ▶ Download your DVR recordings to your devices at home and watch offline anywhere*
- ▶ Enjoy thousands of movies and shows to stream anywhere

For Details:



Call 877.259.9450



Visit your local AT&T store



Go to att.com/takedirectv

NumberSync

Sync your AT&T smartphone number with a tablet to make and receive voice and video calls using your smartphone number.

- One number: Calls and texts* from your tablet will display as your smartphone number
- Simultaneous ring: Calls to your mobile phone will ring all synced devices at the same time

Setup NumberSync

1. From the Home screen, tap **Phone**.
2. Tap **OK** and follow the prompts.

*Data rates may apply. Texting requires use of the AT&T Messages app.

*Req's Internet-connected Genie HR44+ & elig. svc. Channels/content vary by pkg & location and must be streamed through the DIRECTV App. Restr's apply. Contact DIRECTV for details. ©2020 AT&T Intellectual Property. All Rights Reserved. AT&T, Globe logo, DIRECTV and all other DIRECTV marks contained herein are trademarks of AT&T Intellectual Property and/or AT&T affiliated companies.