

# DATA SHEET

---

ACXXXX-R2 SERIES

# MODULAR DKM KVM MATRIX SWITCHES

---

24/7 TECHNICAL SUPPORT AT 877.877.2269 OR VISIT [BLACKBOX.COM](http://BLACKBOX.COM)



**BLACK BOX**

# OVERVIEW

---

## MODULAR DKM KVM MATRIX SWITCHES DATA SHEET

### INTRODUCTION

Provide flexible and super-fast crosspoint switching of Full HD video in KVM enterprises. Establish connections from consoles (monitor, keyboard, mouse, and other peripheral devices) to various sources (computer, CPU). Up to 576 independent ports (or more if cascaded with additional switches) can be defined and switched either as a console or a CPU.

### FEATURES

- CPU UNITS CONNECT DIRECTLY TO THE SOURCES (COMPUTER, CPU) USING THE INCLUDED CABLES.
- MONITOR(S), KEYBOARD AND MOUSE CONNECT TO THE CON UNITS.
- THE DKM FX AND THE CPU UNITS/CON UNITS COMMUNICATE OVER CATX, FIBER, OR COAXIAL INTERCONNECT CABLES.
- COMPATIBLE WITH DKM FX COMPACT SWITCHES AND DKM MODULAR AND STANDALONE EXTENDERS.

### CONFIGURE YOUR DKM FX SWITCH IN FOUR STEPS:

- Step 1: Pick your chassis.
- Step 2: Select your I/O boards.
- Step 3: Choose the CPU and CON units.
- Step 4: Order switch accessories (optional).

For a complete list of compatible CPU and CON extender units, as well as modular KVM switches, refer to the following data sheets:

- [DKM KVM COMPACT EXTENDERS DATA SHEET](#)
- [DKM KVM EXTENDER TX/RX INTERFACE MODULES AND COMPATIBLE CHASSIS DATA SHEET](#)
- [DKM COMPACT SWITCHES DATA SHEET](#)

For help with choosing your DKM FX Switch and components, contact our FREE 24/7 Technical Support at 877-877-2269 or [techsupport@blackbox.com](mailto:techsupport@blackbox.com)



# STEP 1: PICK YOUR CHASSIS

## MODULAR DKM KVM MATRIX SWITCHES DATA SHEET

### CHASSIS COMPARISON CHART

CHASSIS COMPARISON CHART						
PART NUMBER	NUMBER OF I/O BOARDS SUPPORTED	I/O BOARD CONNECTORS	NUMBER OF POWER SUPPLY BOARDS SUPPORTED	NUMBER OF FAN TRAYS SUPPORTED	DIMENSIONS	WEIGHT
ACX576-R2	72, none included	Each I/O Board: (8) RJ-45 CATx, (8) pairs of SFP fiber, or (8) pairs of SFP coax	3 (ACX288-PS), 2 included	2	ACX576-R2: 43.75"H x 17.7"W x 17.1"D (110.8 x 45 x 43.5 cm)	ACX576-R2: 170 lb. (77.1 kg), fully equipped; Shipping: 90.6 lbs (41.1kg)
ACX288-R2	36, none included	Each I/O Board: (8) RJ-45 CATx, (8) pairs of SFP fiber, or (8) pairs of SFP coax	3 (ACX288-PS), 2 included	2	ACX288-R2: 19"H x 22.8"W x 12"D (48.3 x 57.8 x 33 cm), Shipping box: 25.6"H x 26.8"W x 29.9"D (65 x 68 x 76 cm);	ACX288-R2: 76.2 lb (34.6 kg) fully equipped, Shipping box: 90.6 lb. (41.1 kg)
ACX160-R2	20, none included	Each I/O Board: (8) RJ-45 CATx, (8) pairs of SFP fiber, or (8) pairs of SFP coax	3 (ACX160-PS), 2 included	2	ACX160-R2: 19"H x 15.8"W x 12"D (48.3 x 40 x 33 cm), Shipping box: 25.6"H x 26.8"W x 12"D (65 x 68 x 54 cm)	ACX160-R2: 60 lb. (26.3 kg) fully equipped, Shipping box: 69.9 lb. (31.7 kg)
ACX080-R2	10, none included	Each I/O Board: (8) RJ-45 CATx, (8) pairs of SFP fiber, or (8) pairs of SFP coax	2 (ACX080-PS), 1 included	2	ACX080-R2: 19"H x 7"W x 9.1"D (48.2 x 17.8 x 23.1 cm), Shipping box: 25.2"H x 22.4"W x 21.3"D (64 x 57 x 36 cm)	ACX080-R2: 24.5 lb. (11.1 kg) fully equipped, Shipping box: 34.4 lb. (15.6 kg)
ACX048-R2	6, none included	I/O Boards: (8) RJ-45 CATx, (8) pairs of SFP fiber, or (8) pairs of SFP coax	2 (ACX080-PS), 1 included	2	ACX048-R2: 19"H x 5.3"W x 9.1"D (48.2 x 13.4 x 23.1 cm), Shipping box: 25.2" x 22.4"W x 12.4"D (64 x 57 x 23.1 cm)	ACX048-R2: 19.6 lb. (8.9 kg), Shipping box: 26.7 lb. (12.1 kg)

### CPU BOARD SPECIFICATIONS (CPU BOARD IS INCLUDED WITH CHASSIS ABOVE)

CPU BOARD CONNECTORS AND INDICATORS			
PART NUMBER	DESCRIPTION	CONNECTORS ON CPU BOARD	INDICATORS ON CPU BOARD
ACX288-CTL	ServSwitch DKM FX controller card	(1) DVI-D single-link, (2) USB Type A, (1) DB9, (1) RJ-45	(2) LEDs: Status LED 1: CPU registration, Status LED 2: Matrix registration
ACX288-ADCTL	ServSwitch DKM FX controller card	(1) HDMI female, (2) USB Type A female, (1) RJ-11 female, (2) RJ-45, (1) Micro BNC for GenLock	(2) LEDs: Status LED 1: CPU Registration, Status LED 2: Matrix Registration



## STEP 2: SELECT YOUR I/O BOARDS

### MODULAR DKM KVM MATRIX SWITCHES DATA SHEET

## I/O BOARDS COMPARISON CHART

I/O BOARDS COMPARISON CHART				
PART NUMBER	DESCRIPTION	MEDIA TYPE	CONNECTORS	STATUS LEADS
ACXI08-C	8-port CATx input/output (I/O) module	CATx	(8) RJ-45	(4) LEDs: Status LED 1: CPU registration, Status LED 2: Matrix registration, Link Status LEDs 1, 2: Port activation
ACXI08-SM	8-port single-mode fiber SFP populated input/output (I/O) module	SFP Fiber	(8) pairs of LC	(4) LEDs: Status LED 1: CPU registration, Status LED 2: Matrix registration, Link Status LEDs 1, 2: Port activation
ACXI08-SFP	8-port SFP empty slots input/output (I/O) module	SFP Coax	(8) Mini SFP coax	(4) LEDs: Status LED 1: CPU registration, Status LED 2: Matrix registration, Link Status LEDs 1, 2: Port activation
ACXSFPS	Single-mode SFP Module for ACXI08-SFP	SFP SM Fiber	(2) SM SFP	(2) Status LEDs
ACXSFPHS	DKM HD Video and Peripheral Matrix Switch SFP Card for 2.5-Gbps Devices, installs in the ACXI08-SFP	SFP SM Fiber	(1) LC	(2) Status LEDs
ACXI08-HS	DKM HD Video and Peripheral Matrix Switch 8-Port I/O Card for High-Speed Devices	SFP Fiber	(8) pairs of LC	(4) LEDs: Status LED 1: CPU registration, Status LED 2: Matrix registration, Link Status LEDs 1, 2: Port activation
ACXI08-6G	8-Port Universal I/O Card for DKM - Unpopulated	Depends on SFPs	(8) SFP slots	(4) LEDs: Status LED 1: CPU registration, Status LED 2: Matrix registration, Link Status LEDs 1, 2: Port activation
ACXSFPHS	DKM HD Video and Peripheral Matrix Switch SFP Card for 2.5-Gbps Devices, installs in the ACXI08-SFP	SFP SM Fiber	(1) LC	(2) Status LEDs
ACXI08-G2-C	DKM FX HD Video and Peripheral Matrix Switch CATx I/O Module - 8-Port	CATx	(8) RJ-45	(2) Status LEDs
ACXI08-G2-SM	DKM FX HD Video and Peripheral Matrix Switch Fiber I/O Module - 8-Port	SFP SM Fiber	(8) pairs of LC	(2) Status LEDs
ACXI08-GRID	DKM FX HD Video and Peripheral Matrix Switch Grid 8 to 1 port I/O module, fiber (up to 1.4 km) - 2-Port	SFP SM Fiber	(2) pairs of LC	(2) Status LEDs



# STEP 3: CHOOSE CPU (COMPUTER) AND CONSOLE (CON) EXTENDER UNITS

## MODULAR DKM KVM MATRIX SWITCHES DATA SHEET

DKM FX MODULAR EXTENDERS TX/RX INTERFACE MODULES (TWISTED-PAIR) SPECIFICATIONS										
TWISTED-PAIR INTERCONNECT MODULES WITH DVI VIDEO/AUDIO										
PRODUCT CODE	CPU or CON	RJ-45 Interconnects	Single-Head or Dual-Head	Single-Link or Dual-Link	Video/Audio	USB Type B	USB Type A (USB-HID)	Mini USB	Resolution	Local Output/ Input
ACX1MT-DHID-C	CPU	1	Single	Single	DVI-D female*	1	—	1	1920 x 1200	—
ACX1MR-DHID-C	CON	1			DVI-D female*	—	2	1	1920 x 1200	—
ACX1MT-VDHID-C	CPU	1	Single	Single	DVI-I female**	1	—	1	1920 x 1200	—
ACX1MR-VDHID-C	CON	1			DVI-I female***	—	2	1	1920 x 1200	—
ACX1MT-DHID-2C	CPU	2	Single	Single	DVI-D female*	1	—	1	1920 x 1200	—
ACX1MR-DHID-2C	CON	2			DVI-D female*	—	2	1	1920 x 1200	—
ACX1MT-VDHID-2C	CPU	2	Single	Single	DVI-I female**	1	—	1	1920 x 1200	—
ACX1MR-VDHID-2C	CON	2			DVI-I female**	—	2	1	1920 x 1200	—
ACX1MT-DVHID-C	CPU	1	Single	Single	DVI-I female**	1	—	1	1920 x 1200	—
ACX1MR-DVHID-C	CON	1			DVI-I female**	—	2	1	1920 x 1200	—
ACX2MT-DLH-C	CPU	1	Single	Dual	Dual-link DVI	1	—	1	2560 x 1600	—
ACX2MR-DLH-C	CON	1			Dual-link DVI	—	2	1	2560 x 1600	—
ACX2MT-DHH-C	CPU	1	Dual	Single	DVI-D	1	—	1	1920 x 1200	—
ACX2MR-DHH-C	CON	1			DVI-D	—	2	1	1920 x 1200	—
ACX2MT-DLH-2C	CPU	2	Single	Single	DVI-D	1	—	1	2560 x 1600	—
ACX2MR-DLH-2C	CON	2			DVI-D	—	2	1	2560 x 1600	—
ACX2MT-DHH-2C	CPU	2	Dual	Single	DVI-D	1	—	1	1920 x 1200	—
ACX2MR-DHH-2C	CON	2			DVI-D	—	2	1	1920 x 1200	—
TWISTED-PAIR INTERCONNECT MODULES WITH HDMI VIDEO/AUDIO										
ACX1MT-HDMI-C	CPU	1	Single	Single	HDMI	1	—	1	1920 x 1200	—
ACX1MR-HDMI-C	CON	1			HDMI	—	2	1	1920 x 1200	—
ACX1MT-HDM2-C	CPU	1	Single	Single	HDMI	1	—	1	1920 x 1200	Local Output: HDMI
ACX1MT-HDM2-2C	CPU	2			HDMI	1	—	1	1920 x 1200	Local Output: HDMI
ACX1MT-HDMI-2C	CPU	2	Single	Single	HDMI	1	—	1	1920 x 1200	—
ACX1MR-HDMI-2C	CON	2			HDMI	—	2	1	1920 x 1200	—
ACX1MR-HDSW-C	CON	1	Single	Single	HDMI	1	2	1	1920 x 1200	Local Input: HDMI
ACX1MR-HDSW-2C	CON	2			HDMI	1	2	1	1920 x 1200	Local Input: HDMI
ACX1MT-HDO-C	CPU	1	Single	Single	HDMI	—	—	1	1920 x 1200	—
ACX1MR-HDO-C	CON	1			HDMI	—	—	1	1920 x 1200	—
TWISTED-PAIR INTERCONNECT MODULES WITH DISPLAYPORT VIDEO/AUDIO										
ACX2MT-DPH-C	CPU	1	Single	4K	DisplayPort	1	—	1	3840 x 2160	—
ACX2MR-DPH-C	CON	1			DisplayPort	—	2	1	3840 x 2160	—
ACX2MT-DPH-2C	CPU	2	Single	4K	DisplayPort	1	—	1	3840 x 2160	—
ACX2MR-DPH-2C	CON	2			DisplayPort	—	2	1	3840 x 2160	—



# STEP 3: CHOOSE CPU AND CONSOLE UNITS (CONTINUED)

## MODULAR DKM KVM MATRIX SWITCHES DATA SHEET

FIBER CPU (TX) AND CONSOLE (RX) MODULES SPECIFICATIONS										
FIBER INTERCONNECT MODULES WITH DVI VIDEO/AUDIO										
PRODUCT CODE	CPU or CON	Fiber Interconnect	Single-Head or Dual-Head	Single-Link or Dual-Link	Video/Audio	USB Type B	USB Type A (USB-HID)	Mini USB	Resolution	Local Output/ Input
ACX1MT-DHID-SM	CPU	(1) LC SM fiber	Single	Single	DVI-D*	1	—	1	1920 x 1200	—
ACX1MR-DHID-SM	CON	(1) LC SM fiber			DVI-D*	—	2	1	1920 x 1200	—
ACX1MT-DHS-SM	CPU	(1) LC SM fiber	Single	Single	DVI-D*	1	—	1	1920 x 1200	—
ACX1MR-DHS-SM	CON	(1) LC SM fiber			DVI-D*	—	2	1	1920 x 1200	—
ACX1MT-VDHID-SM	CPU	(1) LC SFP	Single	Single	DVI-I**	1	—	1	1920 x 1200	—
ACX1MR-VDHID-SM	CON	(1) LC SFP			DVI-I***	—	2	1	1920 x 1200	—
ACX1MT-DHID-2S	CPU	(2) LC	Single	Single	DVI-D*	1	—	1	1920 x 1200	—
ACX1MR-DHID-2S	CON	(2) LC			DVI-D*	—	2	1	1920 x 1200	—
ACX1MT-DVHID-SM	CPU	1	Single	Single	DVI-I	1	—	1	1920 x 1200	—
ACX1MT-DVHS-SM	CPU	1			DVI-D	—	2	1	1920 x 1200	—
ACX1MR-DVHS-SM	CON	1			DVI-D	1	—	1	1920 x 1200	—
ACX2MT-DLH-SM	CPU	1	Single	Dual	DVI-D	1	—	1	2560 x 1600	—
ACX2MR-DLH-SM	CON	1			DVI-D	—	2	1	2560 x 1600	—
ACX2MT-DLHS-SM	CPU	1	Single	Dual	DVI-D	1	—	1	2560 x 1600	—
ACX2MR-DLHS-SM	CON	1			DVI-D	—	2	1	2560 x 1600	—
ACX2MT-DHHS-SM	CPU	1	Dual	Single	DVI-D	1	—	1	1920 x 1200	—
ACX2MR-DHHS-SM	CON	1			DVI-D	—	2	1	1920 x 1200	—
ACX2MT-DHH-SM	CPU	1	Dual	Single	DVI-D	1	—	1	1920 x 1200	—
ACX2MR-DHH-SM	CON	1			DVI-D	—	2	1	1920 x 1200	—
FIBER INTERCONNECT MODULES WITH HDMI VIDEO/AUDIO										
ACX1MT-HDMI-SM	CPU	1	Single	Single	HDMI	1	—	1	1920 x 1200	—
ACX1MR-HDMI-SM	CON	1			HDMI	—	2	1	1920 x 1200	—
ACX1MT-HDMI-2S	CPU	2	Single	Single	HDMI	1	—	1	1920 x 1200	—
ACX1MR-HDMI-2S	CON	2			HDMI	—	2	1	1920 x 1200	—
ACX1MT-HDM2-SM	CPU	1	Single	Single	HDMI	1	—	1	1920 x 1200	Local Output: HDMI
ACX1MT-HDM2-2S	CPU	2			HDMI	1	—	1	1920 x 1200	Local Output: HDMI
ACX1MR-HDSW-SM	CON	1	Single	Single	HDMI	—	2	1	1920 x 1200	Local Input: HDMI
ACX1MR-HDSW-2S	CON	2			HDMI	—	2	1	1920 x 1200	Local Input: HDMI
ACX1MT-HDO-SM	CPU	1	Single	Single	HDMI	—	—	1	1920 x 1200	—
ACX1MR-HDO-SM	CON	1			HDMI	—	—	1	1920 x 1200	—



## STEP 3: CHOOSE CPU AND CONSOLE UNITS (CONTINUED)

### MODULAR DKM KVM MATRIX SWITCHES DATA SHEET

#### FIBER CPU (TX) AND CONSOLE (RX) MODULES SPECIFICATIONS (CONTINUED)

##### FIBER INTERCONNECT MODULES WITH DISPLAYPORT VIDEO/AUDIO

PRODUCT CODE	CPU or CON	Interconnect	Single- or Dual-Head	Single or Dual-Link	Video/Audio	USB Type B	USB Type A (USB-HID)	Mini USB	Resolution
ACX2MT-DPH-SM	CPU	1	Single	4K30	DisplayPort 4K	1	—	1	3840 x 2160 @ 30Hz
ACX2MR-DPH-SM	CON	1	Single	4K30	DisplayPort 4K	—	2	1	3840 x 2160 @ 30Hz
ACX2MT-DPHS-SM	CPU	1	Single	4K30	DisplayPort 4K	1	—	1	3840 x 2160 @ 30Hz
ACX2MR-DPHS-SM	CON	1	Single	4K30	DisplayPort 4K	—	2	1	3840 x 2160 @ 30Hz
ACX2MT-DPH-2S	CPU	2	Single	4K30	DisplayPort 4K	1	—	1	3840 x 2160 @ 30Hz
ACX2MR-DPH-2S	CON	2	Single	4K30	DisplayPort 4K	—	2	1	3840 x 2160 @ 30Hz
ACX2MT-DPHS-2S	CPU	2	Single	4K30	DisplayPort 4K	1	—	1	3840 x 2160 @ 30Hz
ACX2MR-DPHS-2S	CON	2	Single	4K30	DisplayPort 4K	—	2	1	3840 x 2160 @ 30Hz
FIBER INTERCONNECT MODULES WITH DISPLAYPORT 4K VIDEO/AUDIO									
ACX2MT-DP4KHS-SM	CPU	1	Single	4K60	DisplayPort 4K	1	—	1	3840 x 2160 @60Hz
ACX2MR-DP4KHS-SM	CON	1	Single	4K60	DisplayPort 4K	—	2	1	3840 x 2160 @60Hz

For complete specifications for the compatible DKM FX Modular Extenders Interface Modules listed on the previous two pages and this page, refer to the following datasheet:

- **DKM KVM Extender TX/RX Interface Modules and Compatible Chassis Data Sheet**

For details, contact our FREE 24/7 Technical Support at 877-877-2269 or [info@blackbox.com](mailto:info@blackbox.com).



## STEP 4: ORDER SWITCH ACCESSORIES (OPTIONAL)

---

### MODULAR DKM KVM MATRIX SWITCHES DATA SHEET

Optional Accessories (accessories listed below work with all chassis listed in STEP 1)

ACCESSORIES	
PART NUMBER	DESCRIPTION
ACX048-FIL	Filter for ACX048
ACX080-FIL	Filter for ACX080
ACX288-FIL	Filter for ACX160 or ACX288
ACX080-PS	Power supply for ACX048 and ACX080
ACX160-PS	Power supply for ACX160
ACX288-PS	Power supply for ACX288
ACX080-FAN	Tray for 48/80 port console
ACX288-FAN	Tray for 160/288 port console






# DEVICE VIEWS (ACX576-R2)

## MODULAR DKM KVM MATRIX SWITCHES DATA SHEET

The device views on this page and the next three pages show how the DKM FX modular components might look when installed in the DKM Switch Chassis.

ServSwitch DKM FX 576-Port (part number ACX576-R2)




ACX576-R2 components	
NUMBER	COMPONENT
1	Slot for Power Supply Unit 1
2	Slot for Fan Tray 1
3	Slot for Power Supply Unit 2
4	Slot for Fan Tray 2
5	Slot for I/O Boards 1-72
6	Slot for Power Supply Unit 3
7	Grounding
8	Slot for CPU board

# DEVICE VIEWS (ACX288-R2)

## MODULAR DKM KVM MATRIX SWITCHES DATA SHEET

ServSwitch DKM FX 288-Port (part number ACX288-R2)

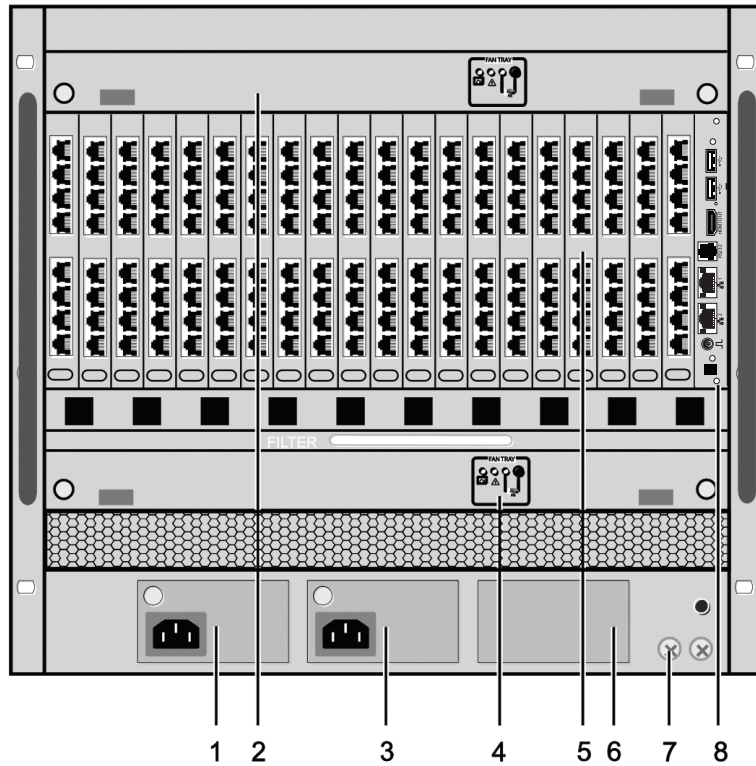


ACX288-R2 components	
NUMBER	COMPONENT
1	Slot for Power Supply Unit 1
2	Slot for Fan Tray 1
3	Slot for Power Supply Unit 2
4	Slot for Fan Tray 2
5	Slot for I/O Boards 1-36
6	Slot for Power Supply Unit 3
7	Grounding
8	Slot for CPU board

# DEVICE VIEWS (ACX160-R2)

## MODULAR DKM KVM MATRIX SWITCHES DATA SHEET

ServSwitch DKM FX 160-Port (ACX160-R2)

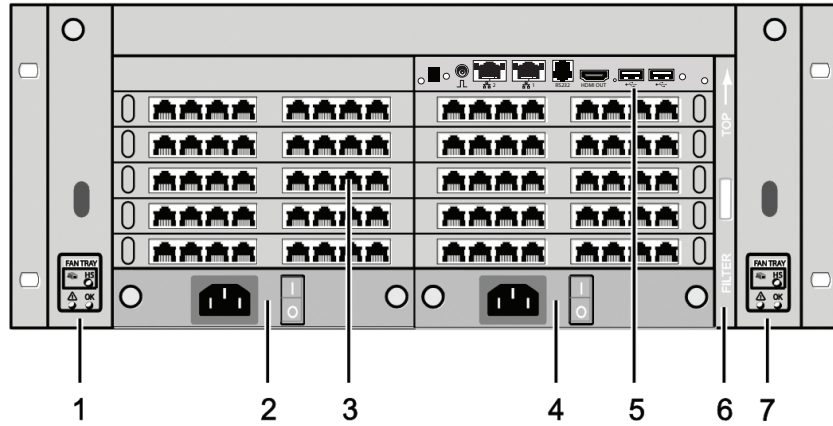


ACX160-R2 components	
NUMBER	COMPONENT
1	Slot for Power Supply Unit 1
2	Slot for Fan Tray 1
3	Slot for Power Supply Unit 2
4	Slot for Fan Tray 2
5	Slot for I/O Boards 1-20
6	Slot for Power Supply Unit 3
7	Grounding
8	Slot for CPU board

# DEVICE VIEWS (ACX080-R2)

## MODULAR DKM KVM MATRIX SWITCHES DATA SHEET

ServSwitch DKM FX 80-Port (part number ACX080-R2)

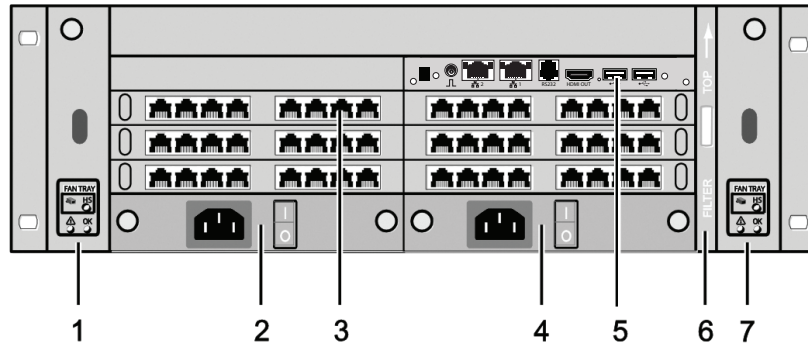


ACX080-R2 components	
NUMBER	COMPONENT
1	Slot for fan tray
2	Slot for Power Supply Unit 1
3	Slot for I/O Boards 1–10
4	Slot for Power Supply Unit 2
5	Slot for CPU board
6	Slot for air filter
7	Slot for Fan Tray 2

# DEVICE VIEWS (ACX048-R2)

## MODULAR DKM KVM MATRIX SWITCHES DATA SHEET

ServSwitch DKM FX 48-Port (part number ACX048-R2)



ACX048-R2 components	
NUMBER	COMPONENT
1	Slot for fan tray
2	Slot for Power Supply Unit 1
3	Slot for I/O Boards 1-6
4	Slot for Power Supply Unit 2
5	Slot for CPU board
6	Slot for air filter
7	Slot for Fan Tray 2

# COMPATIBLE DKM FX COMPACT EXTENDERS

## MODULAR DKM KVM MATRIX SWITCHES DATA SHEET

Compatible DKM FX Compact Extenders not covered in this datasheet:

<b>DKM FX Compact Extenders (Twisted-Pair and Fiber)</b>			
Twisted-Pair Compact Extenders with DVI Video and USB HID (analog/digital audio & USB 2.0 are not supported on all units)		Fiber Compact Extenders with DVI Video and USB HID (analog/digital audio & USB 2.0 are not supported on all units)	
Product Code	CPU or CON	Product Code	CPU or CON
ACX1T-11-C	CPU	ACX1T-11HS-SM	CPU
ACX1R-11-C	CON	ACX1R-11HS-SM	CON
ACX1T-11V-C	CPU	ACX1T-11-SM	CPU
ACX1R-11V-C	CON	ACX1R-11-SM	CON
ACX1T-12A-C	CPU	ACX1T-11VHS-SM	CPU
ACX1R-12A-C	CON	ACX1R-11VHS-SM	CON
ACX1T-12D-C	CPU	ACX1T-11V-SM	CPU
ACX1R-12D-C	CON	ACX1R-11V-SM	CON
ACX1T-13-C	CPU	ACX1T-12A-SM	CPU
ACX1R-13-C	CON	ACX1R-12A-SM	CON
ACX1T-14A-C	CPU	ACX1T-12D-SM	CPU
ACX1R-14A-C	CON	ACX1R-12D-SM	CON
ACX1T-22-C	CPU	ACX1T-13-SM	CPU
ACX1R-22-C	CON	ACX1R-13-SM	CON
—	—	ACX1T-13HS-SM	CPU
—	—	ACX1R-13HS-SM	CON
—	—	ACX1T-14AHS-SM	CPU
—	—	ACX1R-14AHS-SM	CON
—	—	ACX1T-14A-SM	CPU
—	—	ACX1R-14A-SM	CON
—	—	ACX1T-22HS-SM	CPU
—	—	ACX1R-22HS-SM	CON
—	—	ACX1T-22-SM	CPU
—	—	ACX1R-22-SM	CON

NOTE: While the Compact Extenders listed above do not install in the DKM FX Switch Chassis, they can be used at the other end of the link between a DKM FX Modular Extender card installed in the DKM FX Switch Chassis.

For complete specifications for the compatible DKM FX Compact Extenders listed above, refer to the following datasheet:

• **DKM KVM Compact Extenders Data Sheet**

For details, contact our FREE 24/7 Technical Support at 877-877-2269 or [info@blackbox.com](mailto:info@blackbox.com).



# COMPATIBLE DKM FX COMPACT SWITCHES

---

## MODULAR DKM KVM MATRIX SWITCHES DATA SHEET

Compatible DKM FX Compact Switches not covered in this datasheet:

<b>DKM FX Compact Switches (Twisted-Pair and Fiber)</b>	
<b>Twisted-Pair Compact Switches</b>	<b>Fiber Compact Switches</b>
<b>PRODUCT CODE</b>	<b>PRODUCT CODE</b>
ACXC08	ACXC16F
ACXC16	ACXC32F
ACXC32	ACXC48F
ACXC48	ACXC64F
ACXC64	ACXC80F
ACXC8	ACXC8F
ACXC80	—

For complete specifications, see the DKM FX Compact Switches Data Sheet.

For details, contact our FREE 24/7 Technical Support at 877-877-2269 or [info@blackbox.com](mailto:info@blackbox.com).



# ORDERING INFORMATION

ITEM	CODE
DKM FX KVM Modular Switches	
576 ports	<b>ACX576-R2</b>
288 ports	<b>ACX288-R2</b>
160 ports	<b>ACX160-R2</b>
80 ports	<b>ACX080-R2</b>
48 ports	<b>ACX048-R2</b>
DKM FX Controller Cards	
Compatible with ACX non-R2 chassis	<b>ACX288-CTL</b>
Compatible with ACX R2 chassis	<b>ACX288-ADCTL</b>
Input/Output (I/O) Cards	
8-port CATx input/output (I/O) module	<b>ACXI08-C</b>
8-port single-mode fiber SFP populated input/output (I/O) module	<b>ACXI08-SM</b>
8-port SFP empty slots input/output (I/O) module	<b>ACXI08-SFP</b>
Single-mode SFP Module for ACXI08-SFP	<b>ACXSFPS</b>
DKM HD Video and Peripheral Matrix Switch SFP Card for 2.5-Gbps Devices, installs in the ACXI08-SFP	<b>ACXSFPHS</b>
DKM HD Video and Peripheral Matrix Switch 8-Port I/O Card for High-Speed Devices	<b>ACXI08-HS</b>
8-Port Universal I/O Card for DKM - Unpopulated	<b>ACXI08-6G</b>
DKM FX HD Video and Peripheral Matrix Switch CATx I/O Module - 8-Port	<b>ACXI08-G2-C</b>
DKM FX HD Video and Peripheral Matrix Switch Fiber I/O Module - 8-Port	<b>ACXI08-G2-SM</b>
DKM FX HD Video and Peripheral Matrix Switch Grid 8 to 1 port I/O module, fiber (up to 1.4 km) - 2-Port	<b>ACXI08-GRID</b>
Accessories (Optional)	
Filter for ACX048	<b>ACX048-FIL</b>
Filter for ACX080	<b>ACX080-FIL</b>
Filter for ACX160 or ACX288	<b>ACX288-FIL</b>
Power supply for ACX048 and ACX080	<b>ACX080-PS</b>
Power supply for ACX160	<b>ACX160-PS</b>
Power supply for ACX288	<b>ACX288-PS</b>
Tray for 48/80 port console	<b>ACX080-FAN</b>
Tray for 160/288 port console	<b>ACX288-FAN</b>
DKM FX TX/RX (CPU/CON) Interface Modules	
Twisted-Pair with DVI Video/Audio	<b>SEE PAGE 5</b>
Twisted-Pair with HDMI Video/Audio	<b>SEE PAGE 5</b>
Twisted-Pair with DisplayPort Video/Audio	<b>SEE PAGE 5</b>
Fiberwith DVI Video/Audio	<b>SEE PAGE 6</b>
Fiber with HDMI Video/Audio	<b>SEE PAGE 6</b>
Fiber with DisplayPort Video/Audio	<b>SEE PAGE 7</b>
Fiber with DisplayPort 4K Video/Audio	<b>SEE PAGE 7</b>





## ADDITIONAL INFORMATION

---

For complete specifications for compatible DKM FX modular and compact CPU and CON extender units, as well as compact KVM switches, refer to the following datasheets:

- DKM KVM Extender TX/RX Interface Modules and Compatible Chassis Data Sheet
- DKM KVM Compact Extenders Data Sheet
- DKM FX Compact Switches Data Sheet

For details, contact our FREE 24/7 Technical Support at 877-877-2269 or [info@blackbox.com](mailto:info@blackbox.com).

### ABOUT BLACK BOX

Black Box is a world leading technology solutions provider specializing in complete high-performance KVM, professional A/V signal distribution and extension and switching solutions for mission-critical applications. Black Box is dedicated to delivering superior project engineering, technical support, and 24/7 customer service you can rely on for your most critical operations.

Every day, our customers trust us to design, integrate, and maintain reliable control room solutions for broadcasting, post-production, stadiums & arenas, medical, air traffic control, oil & gas, government & military, and utility industries. Leave the tech to us and our comprehensive technology solutions will deliver secure connections, fast-response times, real-time collaboration and more.

### DISCLAIMER

Black Box Corporation shall not be liable for damages of any kind, including, but not limited to, punitive, consequential or cost of cover damages, resulting from any errors in the product information or specifications set forth in this document and Black Box Corporation may revise this document at any time without notice.

### TRADEMARKS

Black Box and the Black Box logo type and mark are registered trademarks of Black Box Corporation.

Any other trademarks mentioned in this document are acknowledged to be the property of the trademark owners.

FILENAME: ACX048-R2\_DS\_REV2.PDF

© COPYRIGHT 2020. BLACK BOX CORPORATION. ALL RIGHTS RESERVED.

