

DATA SHEET

ACX1MT, ACX1MR, ACX2MT, ACX2MR SERIES

DKM KVM MODULAR EXTENDERS

24/7 TECHNICAL SUPPORT AT 877.877.2269 OR VISIT BLACKBOX.COM



OVERVIEW

DKM KVM MODULAR EXTENDERS DATA SHEET

INTRODUCTION

Increase the distance between a source (computer, CPU) and its console (keyboard, mouse, and other peripheral devices). Modular cards using CATx or fiber install in compatible chassis for custom configurations.

FEATURES

- COMPATIBLE CHASSIS HOUSE 2, 4, 6, OR 21 EXTENDER CARDS.
- CHOOSE FROM A LARGE VARIETY OF TX/RX INTERFACE CARDS TO SUIT YOUR APPLICATION.
- BUILDING YOUR DKM IS A 4-STEP PROCESS: FIRST, PICK YOUR CHASSIS; SECOND, SELECT YOUR EXTENDER CARDS. THIRD, ADD YOUR ACCESSORIES AND UPGRADE KITS. FOURTH, CHOOSE YOUR CONVERTER/SCALER AND REPEATER/CROSS REPEATER CARDS.

STEP 1: PICK YOUR CHASSIS

Comparison Chart: Chassis

Product Code	Number of TX/RX Cards Supported	Connectors	Primary Power	Optional Secondary Power	Dimensions	Weight
ACXMODH2-R2	2	(1) 2.5-mm barrel connector for power	5 V, 3 A	Not supported	1.7"H x 5.7"W x 5.75"D (4.3 x 14.5 x 14.6 cm)	0.6 lb. (0.3 kg)
ACXMODH2R-R2	2	(2) 2.5-mm barrel connectors for power	5 V, 3 A	5 V, 3 A	1.7"H x 5.7"W x 5.75"D (4.3 x 14.5 x 14.6 cm)	0.6 lb. (0.3 kg)
ACXMODH2R-P-R2	2	(1) 2.5-mm barrel connector for power; (1) IEC320, C14	5 V, 3 A	5 V, 3 A or 5 V, 5 A	1.7"H x 8.75"W x 5.75"D (4.3 x 22.2 x 14.6 cm)	0.8 lb. (0.4 kg)
ACXMODH4-R2	4	(1) 2.5-mm barrel connector for power	5 V, 5 A	Not supported	1.7"H x 11.5"W x 5.75"D (4.3 x 29.2 x 14.6 cm)	0.9 lb. (0.4 kg)
ACXMODH4R-R2	4	(2) 2.5-mm barrel connectors for power	5 V, 5 A	5 V, 5 A	1.7"H x 11.5"W x 5.75"D (4.3 x 29.2 x 14.6 cm)	0.9 lb. (0.4 kg)
ACXMODH6R-R2	6	(1) IEC320 main power input; (1) 2.5-mm barrel connector for redundant power	5 V, 8 A	5 V, 8 A (optional)	1.7"H x 17.5"W x 5.75"D (4.3 x 44.5 x 14.6 cm)	1.75 lb. (0.8 kg)
ACXMODH6BPAC-R2	6	(2) IEC320 main power inputs	5 V, 10 A	5 V, 10 A	1.7"H x 17.5"W x 8"D (4.3 x 44.5 x 20.3 cm)	5.5 lb. (2.5 kg)
ACXMODH6FPAC-R2	6	(2) IEC320 main power inputs	5 V, 10 A	5 V, 10 A	1.7"H x 17.5"W x 8"D (4.3 x 44.5 x 20.3 cm)	5.5 lb. (2.5 kg)
ACXMODH21R	21	(2) IEC320 main power inputs; (21) 20-position headers for cards	5 V, 10 A	5 V, 10 A	7"H x 19"W x 18.25"D (17.8 x 48.3 x 46.4 cm)	16 lb. (7.3 kg)



STEP 1: PICK YOUR CHASSIS (CONTINUED)


DKM KVM MODULAR EXTENDERS DATA SHEET

Comparison Chart: Chassis Options


Product Code	Redundant Power Supply	Compatible Blanking Panels	Rackmount Options	Optional Fan
ACXMODH2-R2	Not supported	ACXMODH21-4S or ACXMODH21-8S	ACXMODHEAR2	Not supported
ACXMODH2R-R2	ACXMODH2-PS	ACXMODH21-4S or ACXMODH21-8S	ACXMODHEAR2	Not supported
ACXMODH2R-P-R2	ACXMODH2-PS (5 V, 3 A for standard cards); ACXMODH4-PS (5 V, 5 A for load sharing)	ACXMODH21-4S or ACXMODH21-8S	ACXMODHEAR2P	Not supported
ACXMODH4-R2	Not supported	ACXMODH21-4S or ACXMOD21-8S	ACXMODHEAR4	Not supported
ACXMODH4R-R2	ACXMOD4-PS	ACXMODH21-4S or ACXMOD21-8S	ACXMODHEAR4	Not supported
ACXMODH6R-R2	ACXMOD6-PS	ACXMODH21-4S or ACXMOD21-8S	ACXMODHEAR6	Not supported
ACXMODH6BPAC-R2	Included	ACXMODH21-4S or ACXMOD21-8S	ACXMODHEAR6FPAC	ACXMODH6FAN
ACXMODH6FPAC-R2	Included	ACXMODH21-4S or ACXMOD21-8S	ACXMODHEAR6FPAC	ACXMODH6FAN
ACXMODH21R	ACXMODH21-PS	ACXMODH21-4S or ACXMODH21-8S	included	Not supported

CHASSIS DIAGRAMS

ACXMODH2-R2

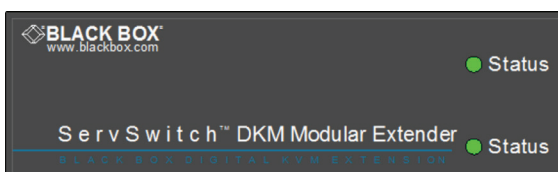


Front view




Back view

ACXMODH2R-R2



Front view



Back view


CHASSIS DIAGRAMS (CONTINUED)

DKM KVM MODULAR EXTENDERS DATA SHEET

ACXMODH2R-R2

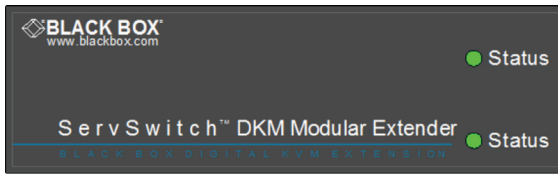


Front view



Back view

ACXMODH2R-P-R2

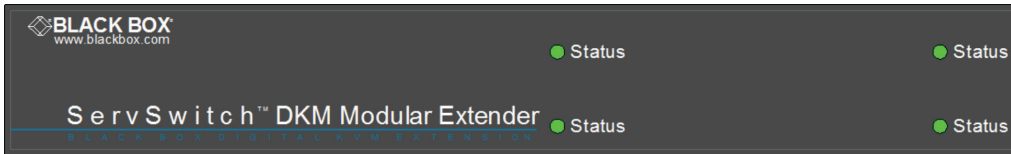


Front view



Back view

ACXMODH4-R2



Front view

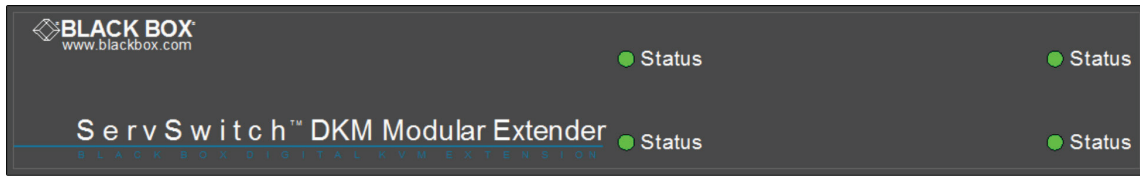


Back view

CHASSIS DIAGRAMS (CONTINUED)

DKM KVM MODULAR EXTENDERS DATA SHEET

ACXMODH4R-R2




Front view

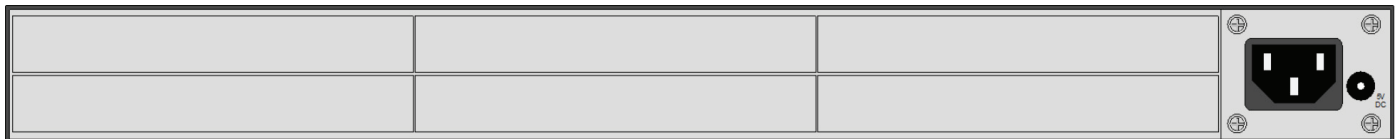


Back view

ACXMODH6R-R2



Front view



Back view

ACXMODH6BPAC-R2



Front view



Back view


CHASSIS DIAGRAMS (CONTINUED)

DKM KVM MODULAR EXTENDERS DATA SHEET

ACXMODH6FPAC-R2




Front view




Back view

ACXMODH21R



Front view



Back view

STEP 2: SELECT YOUR EXTENDER CARDS

DKM KVM MODULAR EXTENDERS DATA SHEET

Twisted-Pair CPU (TX) and Console (RX) Modules Specifications

Twisted-Pair Interconnect Modules with DVI Video/Audio										
Product Code	CPU or CON	RJ-45 Interconnects	Single-Head or Dual-Head	Single-Link or Dual-Link	Video/Audio	USB Type B	USB Type A (USB-HID)	Mini USB	Resolution	Local Output/Input
ACX1MT-DHID-C	CPU	1	Single	Single	DVI-D female*	1	—	1	1920 x 1200	—
ACX1MR-DHID-C	CON	1			DVI-D female*	—	2	1	1920 x 1200	—
ACX1MT-VDHID-C	CPU	1	Single	Single	DVI-I female**	1	—	1	1920 x 1200	—
ACX1MR-VDHID-C	CON	1			DVI-I female***	—	2	1	1920 x 1200	—
ACX1MT-DHID-2C	CPU	2	Single	Single	DVI-D female*	1	—	1	1920 x 1200	—
ACX1MR-DHID-2C	CON	2			DVI-D female*	—	2	1	1920 x 1200	—
ACX1MT-VDHID-2C	CPU	2	Single	Single	DVI-I female**	1	—	1	1920 x 1200	—
ACX1MR-VDHID-2C	CON	2			DVI-I female**	—	2	1	1920 x 1200	—
ACX1MT-DVHID-C	CPU	1	Single	Single	DVI-I female**	1	—	1	1920 x 1200	—
ACX1MR-DVHID-C	CON	1			DVI-I female**	—	2	1	1920 x 1200	—
Twisted-Pair Interconnect Modules with HDMI Video/Audio										
ACX1MT-HDMI-C	CPU	1	Single	Single	HDMI	1	—	1	1920 x 1200	—
ACX1MR-HDMI-C	CON	1			HDMI	—	2	1	1920 x 1200	—
ACX1MT-HDM2-C	CPU	1	Single	Single	HDMI	1	—	1	1920 x 1200	Local Output: HDMI
ACX1MT-HDM2-2C	CPU	2	Single	Single	HDMI	1	—	1	1920 x 1200	Local Output: HDMI
ACX1MT-HDMI-2C	CPU	2	Single	Single	HDMI	1	—	1	1920 x 1200	—
ACX1MR-HDMI-2C	CON	2	Single	Single	HDMI	—	2	1	1920 x 1200	—
ACX1MR-HDSW-C	CON	1	Single	Single	HDMI	1	2	1	1920 x 1200	Local Input: HDMI
ACX1MR-HDSW-2C	CON	2	Single	Single	HDMI	1	2	1	1920 x 1200	Local Input: HDMI
ACX1MT-HDO-C	CPU	1	Single	Single	HDMI	—	—	1	1920 x 1200	—
ACX1MR-HDO-C	CON	1	Single	Single	HDMI	—	—	1	1920 x 1200	—

*Physical DVI-I connection, but only supports digital video.

**Supports either digital or analog video signals.

***Supports [DVI-D] or [DVI-D and VGA at the same time].



STEP 2 (CONTINUED): SELECT YOUR EXTENDER CARDS

DKM KVM MODULAR EXTENDERS DATA SHEET

Twisted-Pair Interconnect Modules with DisplayPort Video/Audio										
Product Code	CPU or CON	RJ-45 Interconnects	Single-Head or Dual-Head	Single-Link or Dual-Link	Video/Audio	USB Type B	USB Type A (USB-HID)	Mini USB	Resolution	Local Output/Input
ACX2MT-DPH-C	CPU	1	Single	4K	DisplayPort	1	—	1	3840 x 2160	—
ACX2MR-DPH-C	CON	1			DisplayPort	—	2	1	3840 x 2160	—
ACX2MT-DPH-2C	CPU	2	Single	4K	DisplayPort	1	—	1	3840 x 2160	—
ACX2MR-DPH-2C	CON	2			DisplayPort	—	2	1	3840 x 2160	—
ACX2MT-DP11H-C	CPU	1	Dual	4K	DisplayPort	1	—	1	3840 x 2160	—
ACX2MR-DP11H-C	CON	1	Dual	4K	DisplayPort	—	2	1	3840 x 2160	—
ACX2MT-DP11H-2C	CPU	2	Dual	4K	DisplayPort	1	—	1	3840 x 2160	—
ACX2MR-DP11H-2C	CON	2	Dual	4K	DisplayPort	—	2	1	3840 x 2160	—

NOTE: The Dual-Head Modules have one DisplayPort and one mini-DisplayPort connector.



STEP 2 (CONTINUED): SELECT YOUR EXTENDER CARDS

DKM KVM MODULAR EXTENDERS DATA SHEET

Fiber CPU (TX) and Console (RX) Modules Specifications

Fiber Interconnect Modules with DVI Video/Audio										
Product Code	CPU or CON	Fiber Interconnect	Single-Head or Dual-Head	Single-Link or Dual-Link	Video/Audio	USB Type B	USB Type A (USB-HID)	Mini USB	Resolution	Local Output/Input
ACX1MT-DHID-SM	CPU	(1) LC SM fiber	Single	Single	DVI-D*	1	—	1	1920 x 1200	—
ACX1MR-DHID-SM	CON	(1) LC SM fiber			DVI-D*	—	2	1	1920 x 1200	—
ACX1MT-DHS-SM	CPU	(1) LC SM fiber	Single	Single	DVI-D*	1	—	1	1920 x 1200	—
ACX1MR-DHS-SM	CON	(1) LC SM fiber			DVI-D*	—	2	1	1920 x 1200	—
ACX1MT-VDHID-SM	CPU	(1) LC SFP	Single	Single	DVI-I**	1	—	1	1920 x 1200	—
ACX1MR-VDHID-SM	CON	(1) LC SFP			DVI-I***	—	2	1	1920 x 1200	—
ACX1MT-DHID-2S	CPU	(2) LC	Single	Single	DVI-D*	1	—	1	1920 x 1200	—
ACX1MR-DHID-2S	CON	(2) LC			DVI-D*	—	2	1	1920 x 1200	—
ACX1MT-DVHID-SM	CPU	1	Single	Single	DVI-I	1	—	1	1920 x 1200	—
ACX1MT-DVHS-SM	CPU	1			DVI-D	—	2	1	1920 x 1200	—
ACX1MR-DVHS-SM	CON	1			DVI-D	1	—	1	1920 x 1200	—
Fiber Interconnect Modules with HDMI Video/Audio										
ACX1MT-HDMI-SM	CPU	1	Single	Single	HDMI	1	—	1	1920 x 1200	—
ACX1MR-HDMI-SM	CON	1			HDMI	—	2	1	1920 x 1200	—
ACX1MT-HDMI-2S	CPU	2	Single	Single	HDMI	1	—	1	1920 x 1200	—
ACX1MR-HDMI-2S	CON	2			HDMI	—	2	1	1920 x 1200	—
ACX1MT-HDM2-SM	CPU	1	Single	Single	HDMI	1	—	1	1920 x 1200	Local Output: HDMI
ACX1MT-HDM2-2S	CPU	2	Single	Single	HDMI	1	—	1	1920 x 1200	Local Output: HDMI
ACX1MR-HDSW-SM	CON	1	Single	Single	HDMI	—	2	1	1920 x 1200	Local Input: HDMI
ACX1MR-HDSW-2S	CON	2	Single	Single	HDMI	—	2	1	1920 x 1200	Local Input: HDMI
ACX1MT-HD0-SM	CPU	1	Single	Single	HDMI	—	—	1	1920 x 1200	—
ACX1MR-HD0-SM	CON	1	Single	Single	HDMI	—	—	1	1920 x 1200	—

*Physical DVI-I connection, but only supports digital video.

**Supports either digital or analog video signals.

***Supports [DVI-D] or [DVI-D and VGA at the same time].



STEP 2 (CONTINUED): SELECT YOUR EXTENDER CARDS

DKM KVM MODULAR EXTENDERS DATA SHEET

Fiber CPU (TX) and Console (RX) Modules Specifications (continued)

Fiber Interconnect Modules with DisplayPort Video/Audio									
Product Code	CPU or CON	Interconnect	Single- or Dual-Head	Single or Dual-Link	Video/Audio	USB Type B	USB Type A (USB-HID)	Mini USB	Resolution
ACX2MT-DPH-SM	CPU	1	Single	4K30	DisplayPort 4K	1	—	1	3840 x 2160 @ 30Hz
ACX2MR-DPH-SM	CON	1	Single	4K30	DisplayPort 4K	—	2	1	3840 x 2160 @ 30Hz
ACX2MT-DPHS-SM	CPU	1	Single	4K30	DisplayPort 4K	1	—	1	3840 x 2160 @ 30Hz
ACX2MR-DPHS-SM	CON	1	Single	4K30	DisplayPort 4K	—	2	1	3840 x 2160 @ 30Hz
ACX2MT-DPH-2S	CPU	2	Single	4K30	DisplayPort 4K	1	—	1	3840 x 2160 @ 30Hz
ACX2MR-DPH-2S	CON	2	Single	4K30	DisplayPort 4K	—	2	1	3840 x 2160 @ 30Hz
ACX2MT-DPHS-2S	CPU	2	Single	4K30	DisplayPort 4K	1	—	1	3840 x 2160 @ 30Hz
ACX2MR-DPHS-2S	CON	2	Single	4K30	DisplayPort 4K	—	2	1	3840 x 2160 @ 30Hz
ACX2MT-DP11H-SM	CPU		Dual	4K30	DisplayPort 4K	1	—	1	3840 x 2160 @ 30Hz
ACX2MR-DP11H-SM	CON		Dual	4K30	DisplayPort 4K	—	2	1	3840 x 2160 @ 30Hz
ACX2MT-DP11HS-SM	CPU		Dual	4K30	DisplayPort 4K	1	—	1	3840 x 2160 @ 30Hz
ACX2MR-DP11HS-SM	CON		Dual	4K30	DisplayPort 4K	—	2	1	3840 x 2160 @ 30Hz
ACX2MT-DP11H-2S	CPU		Dual	4K30	DisplayPort 4K	1	—	1	3840 x 2160 @ 30Hz
ACX2MR-DP11H-2S	CON		Dual	4K30	DisplayPort 4K	—	2	1	3840 x 2160 @ 30Hz
Fiber Interconnect Modules with DisplayPort 4K Video/Audio									
ACX2MT-DP4KHS-SM	CPU	1	Single	4K60	DisplayPort 4K	1	—	1	3840 x 2160 @60Hz
ACX2MR-DP4KHS-SM	CON	1	Single	4K60	DisplayPort 4K	—	2	1	3840 x 2160 @60Hz

CPU (TX) and Console (RX) Modules Example Diagrams

Twisted-Pair



CPU Unit
(ACX1MT-DHID-C or
ACX1MT-VDHID-C)



CON Unit
(ACX1MR-DHID-C or
ACX1MR-VDHID-C)

Fiber



CPU Unit
(ACX1MT-HDMI-2S)



CON Unit
(ACX1MR-HDMI-2S)

STEP 3: ADD YOUR UPGRADE KITS AND ACCESSORIES

DKM KVM MODULAR EXTENDERS DATA SHEET

Upgrade Kits Ordering Information

Upgrade kits.

Part Number	Description
ACXMODH-RMK	19"/1U rackmount kit for 2-, 4-, and 6-fold chassis (for older non-R2 chassis)
ACXMODH-DMK	Fastening strips for screw or snap on for 2-, 4-, and 6-fold chassis
ACXMODH-R	Retrolifting for redundant power supply option (without power supply) for 4-fold chassis
ACXMODH2-PS	Power supply for 2-fold chassis (spare or redundant), 5-VDC, 3-A
ACXMODH4-PS	Power supply for 4-fold chassis (spare or redundant), 5-VDC, 5-A
ACXMODH6-PS	Power supply for 6-fold chassis (spare or redundant), 5-VDC, 8-A
ACXMODH21-4S	Blind plate 3U/4HP for 2-, 4-, and 6-fold chassis
ACXMODH21-8S	Blind plate 3U/8HP for 2-, 4-, and 6-fold chassis

Accessories Ordering Information

Accessories.

Part Number	Description
BC00200	6-foot (1.8-m) serial RS-232 cable
USB05-0006	6-foot (1.8-m) USB Type A to B cable
EVNDVI04-0006	6-foot (1.8-m) VGA cable (VGA to DVI-I)
EVNDVI02-0006	6-foot (1.8-m) DVI-D cable (DVI-D)
ACXSPL12	DVI-D splitter cable
EJ110-0005	5-foot (1.5-m) 3.5-mm stereo jack cable
EJ514-0005-MM	5-foot (1.5-m) RCA cable (Cinch male connector)
EFJ04-001M	3-foot (1-m) TOSLINK cable (F05 male connector)
Contact Tech Support at 877-877-2269 or info@blackbox.com.	6-foot (1.8-m) Mini-XLR cable (3-pole)



STEP 3 (CONTINUED): ADD YOUR UPGRADE KITS AND ACCESSORIES

DKM KVM MODULAR EXTENDERS DATA SHEET

Upgrade Modules Ordering Information

Upgrade modules.

Part Number	Description
ACX1MT-HID	Upgrade module with (2) USB-HID
ACX1MR-HID	
ACX1MT-EU	Upgrade module with (2) USB 2.0
ACX1MR-EU	
ACX1MT-AR	Upgrade module with analog audio/serial (bidirectional)
ACX1MR-AR	
ACX1MT-ARP	Upgrade module with Analog Audio / Serial RS-232 (bidirectional) and PS/2
ACX1MR-ARP	
ACX1MT-DA	Upgrade module with digital audio (unidirectional)
ACX1MR-DA	
ACX1MT-ARH	Upgrade module with analog audio/serial (bidirectional) and (2) USB-HID
ACX1MR-ARH	
ACX1MT-DAH	Upgrade module with digital audio (unidirectional) and (2) USB-HID
ACX1MR-DAH	
ACX1MT-ARE	Upgrade module with Analog Audio/Serial RS232 (bidirectional) and (2) USB 2.0
ACX1MR-ARE	
ACX1MT-DAE	Upgrade module with Digital Audio (unidirectional) and (2) USB 2.0
ACX1MR-DAE	
ACX1MT-DAX	Upgrade module with digital audio (bidirectional)
ACX1MR-DAX	
ACX1MR-ARD	Upgrade module with digital audio (unidirectional) and analog audio/serial (bidirectional)
ACX1MT-ARD	
ACX1MT-U2-C	USB 2.0 upgrade module with (4) USB 2.0
ACX1MR-U2-C	
ACX1MT-U2-SM	USB 2.0 upgrade module with (4) USB 2.0
ACX1MR-U2-SM	
ACX1MT-R4E	USB 2.0 upgrade module with USB 2.0 and analog audio/RS-422
ACX1MR-R4E	
ACX1MT-RGB	Upgrade module with RGBHV
ACX1MT-SDI	Upgrade module with SDI and HDSDI
ACX1MT-EGA	Upgrade module for EGA, S-Video, Component, and Composite
ACX1MT-422	Upgrade module with analog audio/RS-422 Receiver Card
ACX1MR-422	
ACX1MR-CCO	DKM CON Daughter Card to activate the OSD



STEP 4: CHOOSE YOUR CONVERTER/SCALER AND REPEATER CARDS

DKM KVM MODULAR EXTENDERS DATA SHEET

DKM FX Modular Converter/Scaler Cards

Use these cards in the chassis above. These cards will convert the input video type to a DVI-D output. These cards do NOT have an RJ-45 or LC interconnect and must be used with the ACX1MT-DHID-C/SM.

DKM FX Modular Converter/Scaler Cards.

Part Number	Description
ACX1MT-VGA	VGA/DVI to DVI-D Converter, 1-Slot Card
ACX1MT-EVGA	VGA/DVI/EGA/CGA to DVI-D Converter, 2-Slot Card
ACX1MT-RGB	VGA/DVI/RGB to DVI-D Converter, 2-Slot Card
ACX1MT-SDI	VGA/DVI/SDI to Converter, 2-Slot Card

DKM FX Modular Repeaters/Cross Repeater Cards

Use these cards to address medium change, or to double the distance of a specific run.

DKM FX Modular Repeaters/Cross Repeater Cards.

Part Number	Description
ACX1M-CC	CATx Repeater Board
ACX1M-SS	Fiber Repeater Board
ACX1M-2C2C	Dual CATx Repeater Board
ACX1M-2S2S	Dual Fiber Repeater Board
ACX1M-CS	Cross Repeater Board
ACX1M-2C2S	Dual Cross Repeater Board



DISCLAIMER/TRADEMARKS

DISCLAIMER

Black Box Corporation shall not be liable for damages of any kind, including, but not limited to, punitive, consequential or cost of cover damages, resulting from any errors in the product information or specifications set forth in this document and Black Box Corporation may revise this document at any time without notice.

ABOUT BLACK BOX

Black Box is a world leading technology solutions provider specializing in complete high-performance KVM, professional A/V signal distribution and extension and switching solutions for mission-critical applications. Black Box is dedicated to delivering superior project engineering, technical support, and 24/7 customer service you can rely on for your most critical operations.

Every day, our customers trust us to design, integrate, and maintain reliable control room solutions for broadcasting, post-production, stadiums & arenas, medical, air traffic control, oil & gas, government & military, and utility industries. Leave the tech to us and our comprehensive technology solutions will deliver secure connections, fast-response times, real-time collaboration and more.

TRADEMARKS

Black Box and the Black Box logo type and mark are registered trademarks of Black Box Corporation.

Any other trademarks mentioned in this document are acknowledged to be the property of the trademark owners.

NOTES _____

