

ONYX

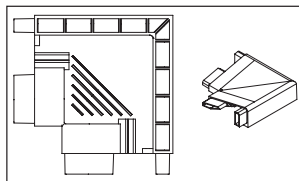
QUICK AND EASY ASSEMBLY PLUS ADJUSTABLE SURFACE TENSION



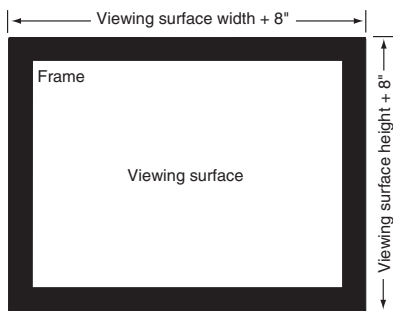
Onyx installation by David Szathmary in Gallerie Jean Moulin, Hyde Park of Austin, Texas. Photography: Barry Champagne, Houston Texas.



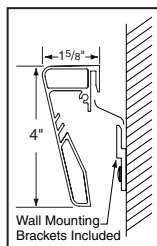
Onyx frame details: rear view



Injection molded plastic corners form perfectly mitered edges.



Frame Detail Side View. Viewing surface is approximately 1/4" from wall.



FEATURES

- You can have a beautifully framed projection screen hanging on the wall in just 10 to 15 minutes—assembly is that easy!
- An attractive frame, a new fabric tensioning system and ease of assembly make Onyx the leader in permanently tensioned screens.
- The 4" wide beveled, extruded aluminum frame interconnects quickly on site. Each side piece slip fits tightly to injection molded plastic corners, forming perfectly mitered edges.
- An innovative approach to fabric attachment will amaze even the toughest of critics. There are no snaps! Uniform tension is applied to the entire surface area, so the surface is perfectly flat.
- Unique fabric retention system enables you to adjust the surface tension (up to 1 1/2") in just seconds, without tools.
- Permanent wall mounting brackets included.

OPTIONS

- **Viewing Surfaces**—M1300, M2500, HiDef Grey, AT1200 and AT Grey for front projection, or Cineflex rear projection vinyl.
- **Frame Finishes**—Black aluminum is standard. Cover the frame with optional velvety black Vel-Tex® to eliminate reflections. Pictured at left.

SIZES AND FORMATS

AV Format

from 50" x 50" to 120" x 120"

NTSC Format

from 6' to 15' diagonal

HDTV Format

from 65" to 220" diagonal

16:10 Format

from 67" to 226" diagonal

WideScreen Format

from 99" to 162" diagonal

CinemaScope Format

from 115" to 204" diagonal

Available in virtually any custom size up to 20' x 20'. Overall size, including frame, equals image area plus 8"

Full details available at:

www.draperinc.com/go/Onyx.htm

U.S. Patent No. 6,785,047; 7,113,332; and 7,369,310.