

Galaxy S10e
 GNUSWS

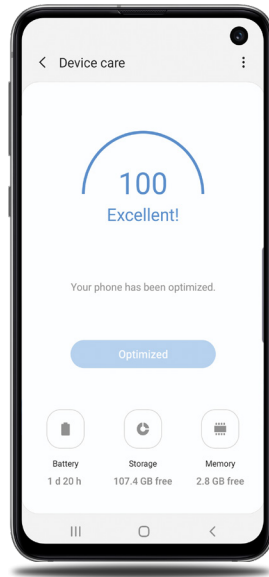


Let's get started



Optimize the battery

From the Home screen, swipe up for **Apps**, and then tap **Settings** > **Device care** > **Optimize now** to optimize battery life.



What's in the box?

- Galaxy S10e
- SIM Card
- Wall/USB Charger
- Stereo Headset
- USB Connector
- Quick Start Guide
- Terms and Conditions

Useful Apps*



AT&T Call Protect

Tired of nuisance calls? Take more control with automatic fraud blocking and suspected spam warnings.



AT&T DriveMode

Help avoid distractions while driving. Silence incoming text alerts.



AT&T ProTech

Have a question, call or chat with a live AT&T ProTech support expert.



AT&T Smart Wi-Fi

Find and auto-connect to available hotspots.



Smart Limits

Manage your family's phone use and set limits.



AT&T Mobile Security

Helps protect against threats that can compromise your personal information.

Find More Information

Manage Your Account with myAT&T

- On your phone: **Apps** > **AT&T folder** > **myAT&T**
- On the web: att.com/myATT

Compatible device and online account required. Data and messaging rates may apply for download and app usage.

Need More Help?

- On your phone: **Apps** > **AT&T folder** > **Device Help**
- On the web: att.com/DeviceHowTo

Give us a Call

- 611 from any AT&T wireless phone
- 800.331.0500

Device Protection

Remember to protect your device against loss, theft and damage. Learn more at att.com/protectyourdevice

Samsung Care

- To access user manuals, tips, videos, and more at samsung.com/us/support.
- For hardware or software support, call 800.726.7864 or for online support visit us at samsung.com/us/support/contact.
- To find a repair center near you, visit support-us.samsung.com/cyber/locator/asc_locator.jsp.

* Compatible device and subscription may be required. Data and messaging rates may apply. For more app information, go to att.com/apps.



Contains Li-ion battery - recycle or dispose of properly. AT&T Eco Rating 2.0 only applies to smartphone. For limited factors evaluated visit att.com/EcoSpace. Wireless Emergency Alerts is a registered Trademark and Service Mark of CTIA - The Wireless Association. LTE is a trademark of ETSI. 4G LTE not available everywhere. Samsung Electronics America, Inc. Samsung, Galaxy S, Samsung Pay, Knox and Dynamic AMOLED are all trademarks of Samsung Electronics Co., Ltd. Android is a trademark of Google LLC. © 2019 AT&T Intellectual Property. All rights reserved. AT&T, the AT&T logo and all other AT&T marks contained herein are trademarks of AT&T Intellectual Property and/or AT&T.



Your phone



Need more help?
Swipe up for **Apps**
AT&T folder > **Device Help**

Limited 5G E availability. May not be available in your area.


Just swipe to access

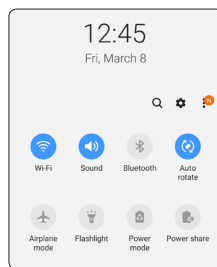
Your Apps

From the Home screen, swipe up.

Quick Settings

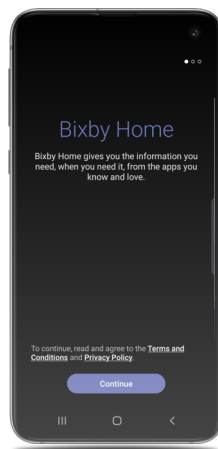
Drag the Status bar down to display the Notification panel.

Touch and drag  to access all Quick Settings options.





Bixby Home

Swipe left to right to see the content that Bixby has prepared for you.



Wireless PowerShare

Wirelessly charge compatible devices right from your device.

1. Drag the Status bar down to display the Notification panel.
2. Touch and drag  to access all Quick Settings options.
3. Tap **Wireless PowerShare** .
4. With your phone face down, place the compatible device on the back of your phone to charge.



Wireless PowerShare works with most Qi-Certified devices. Requires minimum 30% battery to share. Speed and power efficiency of charge varies by device. May not work with some accessories, covers, or other manufacturer's devices. If you have trouble connecting or charging is slow, remove any cover from each device. May affect call reception or data services, depending on your network environment.

Fun Camera Features

AR Emoji

Create an animated emoji that looks like you.

From the Camera viewfinder, tap **AR Emoji** and follow the prompts.



Scene optimizer

Scene optimizer detects the subject of your photo and offers different modes to enhance flowers , food , and more.

Point the camera at an object, and a scene detection icon will appear to confirm the picture is optimized.

Ultra-wide



Ultra-wide fits everyone and the scenery in the photo.

Tap  and then tap  to capture.

Live focus

Live Focus recognizes the subject of your photo and puts the spotlight on them by blurring out the background.

Selfies

Tap  to open the front facing camera and then tap  to capture.


Take Brilliant Shots



1. **Bixby Vision:** Use to identify objects and locations.
2. **Tool Panel:** Customize camera settings.
3. **Camera modes:** Change shooting modes.

See more with AT&T Video Call

One-touch video calling built into your smartphone, no app to download, no separate account to configure, and no password to enter.

- Simply tap **Video Call**  on the dialer or in your contacts.
- Switch between HD voice and video at any time during a call.



For more info visit att.com/video call