





NX8 Pocket Toner®

Users Guide



The NX8 Pocket Toner lets you quickly do tests for continuity, short circuits, ac and dc voltage, and 50 Ω or 75 Ω termination. The standard adapters let you use the toner on cable with F-type connectors. Optional adapters let you use the toner on twisted pair, coaxial, and two-wire radial cable.

The optional Dial Tone Detective™ lets you quickly see if a dial tone is present at a telephone jack and if the polarity of the wires is correct.

Safety Information

	Warning or Caution: Risk of damage to or destruction of equipment or software. See explanations in the manual.
	Warning: Risk of electrical shock.

PN 3968800 January 2011, Rev. 2 3/12
©2011 Fluke Corporation. Printed in China. All product names are trademarks of their respective companies. Pocket Toner®, Speed 81™, and Dial Tone Detective™ are trademarks of Fluke Corporation.

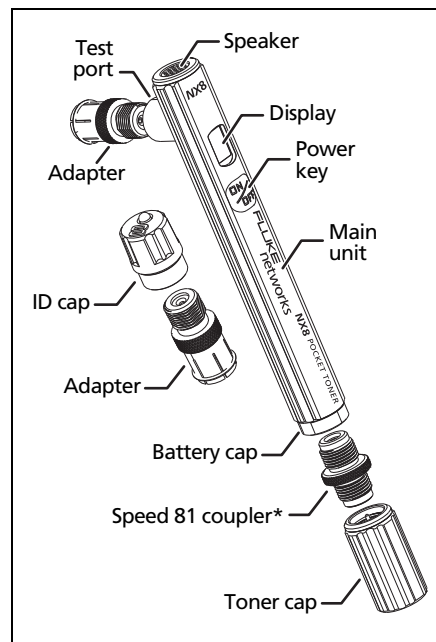
	Do not connect this equipment to public communications networks, such as telephone systems. See the warning below.
	Do not put products that contain circuit boards into waste containers. Refer to local regulations for disposal procedures.

⚠ Warning ⚠

To prevent possible fire, electric shock, or personal injury:

- Do not connect the toner to more than 30 Vac, 42 Vpk, or 60 Vdc.
- This equipment has no insulation against on-hook, dial tone, ring, or transient voltages. Those voltages can be hazardous and can exist on active telecommunication circuits. Do not use this equipment on active circuits where these voltages can exist. Disconnect the circuits at the source before connecting this equipment.
- Do not use in a damp or wet environment.
- Protection may be impaired if Product is used in a manner not specified.

Features



* F-type coupler that helps you make connections faster.

Auto Shut-Off

The main unit turns off if the condition of the line does not change for 10 minutes.

How to Use the Toner

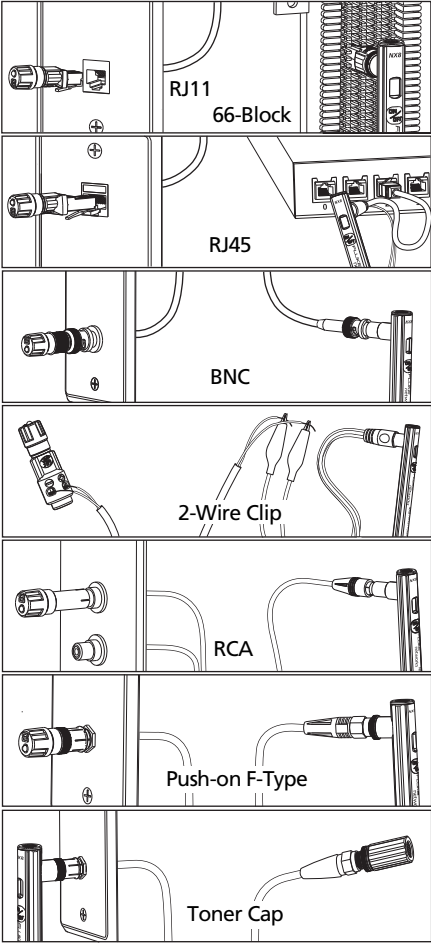
- 1 For unterminated cable, connect the correct adapter to an ID cap or the toner cap, then connect the cap to the far end of the cable.
- 2 Connect the correct adapter to the main unit.
- 3 Turn on the main unit, then connect it to the near end of the cable.
- 4 Read the display on the main unit:

-	A blinking dash indicates an open circuit.
5	A blinking "5" indicates a short circuit.
C	A "C" indicates continuity with the toner cap or a 50 Ω or 75 Ω terminator
4	Solid: DC voltage is present (>6 V dc). Blinking: AC voltage is present (>6 V ac).
8	The numbers 1 through 8 indicate continuity with one of the eight ID caps.

Notes

The toner cap emits a loud, steady tone when it has is continuity with the main unit.

If the condition of the line changes, the main unit emits a loud, brief tone.



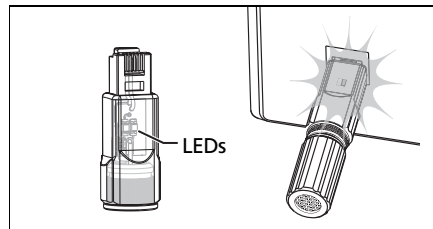
How to Detect Dial Tones

- 1 Connect the optional Dial Tone Detective to a telephone jack.

To hear a tone when a dial tone is present, use the Speed 81 coupler to connect the toner cap to the Dial Tone Detective.

- 2 If there is a dial tone, the green LED is on.

If the jack is reverse-wired, the red LED is on.



Maintenance

Warning

To prevent possible fire, electrical shock, personal injury, or damage to the toner:

- Do not open the case, except to replace the battery. You cannot repair or replace parts in the case.
- Use only replacement parts that are approved by Fluke Networks.

- If you replace parts that are not specified as replacement parts, the warranty will not apply to the product and you can make the product dangerous to use.
- Use only service centers that are approved by Fluke Networks.

Cleaning

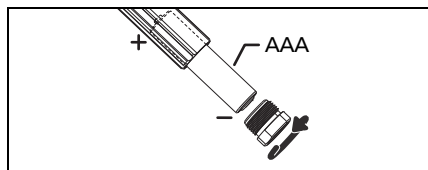
Caution

To prevent damage to the display or the case, do not use solvents or abrasive materials.

To extend battery life, remove the battery if you will not use the toner for a long period of time.

To clean the case, use a soft cloth that is moist with water or water and a weak soap.

How to Replace the Battery



Specifications

Approximate distance: 300 m (1,000 ft)

Output voltage in continuity mode: 3.6 Vdc
(with a new battery)

Toner frequency: Main unit: 2.7 kHz. Toner
cap: 2.3 kHz

Maximum input voltage: 30 Vac, 42 Vpk, or 60
Vdc

Battery type: 1.5 V AAA alkaline

Auto shut-off: 10 minutes

Operating temperature: -20 °C to +65 °C

Storage temperature: -30 °C to +70 °C

Altitude: 3,000 m (10,000 ft) maximum

Relative humidity: 5 % to 95 % (non-
condensing)

Dimensions and weight: 5.4 in x 0.6 in
(138 mm x 15 mm), 2.2 oz (62.4 g)

Pollution degree: 2



Conforms to relevant European
Union directives



Conforms to relevant Australian
standards




Listed by the Canadian Standards
Association
CSA C22.2 No. 61010.1.04

Contacting Fluke Networks

 www.flukenetworks.com

 support@flukenetworks.com

 +1-425-446-4519

- Australia: 61 (2) 8850-3333 or 61 (3) 9329 0244
- Beijing: 86 (10) 6512-3435
- Brazil: 11 3759 7600
- Canada: 1-800-363-5853
- Europe: +31-(0) 40 2675 600
- Hong Kong: 852 2721-3228
- Japan: 03-6714-3117
- Korea: 82 2 539-6311
- Singapore: 65-6799-5566
- Taiwan: (886) 2-227-83199
- USA: 1-800-283-5853

For more phone numbers, go to our website.

**LIMITED WARRANTY AND
LIMITATION OF LIABILITY**

Fluke Networks mainframe products will be free from defects in material and workmanship for one year from the date of purchase. Parts, accessories, product repairs and services are warranted for 90 days, unless otherwise stated. Ni-Cad, Ni-MH and Li-Ion batteries, cables or other peripherals are all considered parts or accessories.

This warranty does not cover damage from accident, neglect, misuse, alteration, contamination, or abnormal conditions of operation or handling. Resellers are not authorized to extend any other warranty on Fluke Networks' behalf.

To obtain service during the warranty period, contact your nearest Fluke Networks authorized service center to obtain return authorization information, then send your defective product to that Service Center with a description of the problem.

THIS WARRANTY IS YOUR ONLY REMEDY. NO OTHER WARRANTIES, SUCH AS FITNESS FOR A PARTICULAR PURPOSE, ARE EXPRESSED OR IMPLIED. FLUKE NETWORKS IS NOT LIABLE FOR ANY SPECIAL, INDIRECT, INCIDENTAL OR CONSEQUENTIAL DAMAGES OR LOSSES, ARISING FROM ANY CAUSE OR THEORY.

Since some states or countries do not allow the exclusion or limitation of an implied warranty or of incidental or consequential damages, this limitation of liability may not apply to you.

4/04

Fluke Networks
PO Box 777
Everett, WA 98206-0777
USA