

SAMSUNG Galaxy Z Fold2 5G



Let's get started



AT&T 5-Star
Eco-Rating 2.0
att.com/ecospace



Contains Li-ion battery - recycle or dispose of properly. AT&T Eco Rating 2.0 only applies to smartphone. For limited factors evaluated visit att.com/EcoSpace. Wireless Emergency Alerts is a registered Trademark and Service Mark of CTIA - The Wireless Association. Requires a compatible plan for 5G and 5G+ connections. Limited AT&T 5G and 5G+ availability. May not be available in your area. For coverage details visit att.com/5Gforyou.

Samsung Electronics America, Inc. Samsung, Galaxy Z are all trademarks of Samsung Electronics Co., Ltd. Bluetooth is a registered trademark of Bluetooth SIG Inc. Android is a trademark of Google LLC. © 2020 AT&T Intellectual Property. All rights reserved. AT&T, the AT&T logo and all other AT&T marks contained herein are trademarks of AT&T Intellectual Property and/or AT&T.

WARNING Your device contains magnets. Keep a safe distance between your device and objects that may be affected by magnets such as credit cards and implantable medical device. If you have an implantable medical device, consult your physician before use.

This device is not water or dust resistant. Do not expose to liquids or small particles.

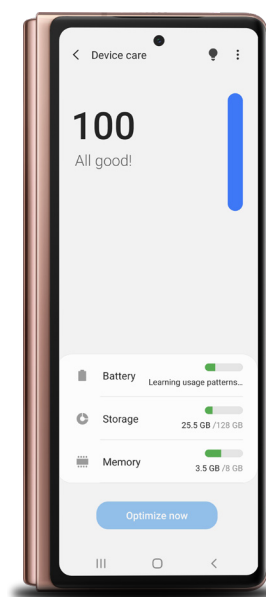
Do not press the screen with a hard or sharp object, such as a pen or fingernail, or apply excessive pressure.

When folding the device, do not place any objects, such as cards, coins, or keys, on the screen.



Optimize the battery

From the Home screen, swipe up for **Apps**, and then tap **Settings** > **Device care** > **Optimize now**.



Useful apps*



AT&T Call Protect

Tired of nuisance calls? Take more control with automatic fraud blocking and suspected spam warnings.



AT&T Personal Cloud

Relive your favorite moments – whenever you want. Keep your treasured memories close at hand with personal cloud backup of your photos and videos.



AT&T ProTech

Have a question? Call or chat with a live AT&T ProTech support expert.



AT&T Smart Wi-Fi

Find and auto-connect to available hotspots.



AT&T Secure Family

Take your family's safety to the next level.



AT&T Mobile Security

Helps protect against threats that can compromise your personal information.

* Compatible device and subscription may be required. Data and messaging rates may apply. For more app information, go to att.com/apps

What's in the box?

- Galaxy Z Fold2 5G
- SIM card
- Wall charger
- Quick Start Guide
- Terms and Conditions

Find more information

Manage your account with myAT&T

- On your phone: Swipe up for **Apps** > **AT&T** folder > **myAT&T**
- On the web: att.com/myATT

Compatible device and subscription may be required. Data and messaging rates may apply. For more app information, go to att.com/apps

Need more help?

- On your phone: Swipe up for **Apps** > **AT&T** folder > **Device Help**
- On the web: att.com/DeviceHowTo

Give us a call

- 611 from any AT&T wireless phone
- 800.331.0500

Device Protection

Remember to protect your device against loss, theft and damage. Learn more at att.com/protectyourdevice

Samsung Care

- To access user manuals, tips, videos, and more, visit samsung.com/us/support
- For hardware or software support, call 800.726.7864 or visit samsung.com/us/support/contact
- To find a repair center near you, visit <https://www.samsung.com/us/support/service/locations>

Your phone

Do not attach any adhesives such as films or stickers to the main screen or remove the top protective layer.

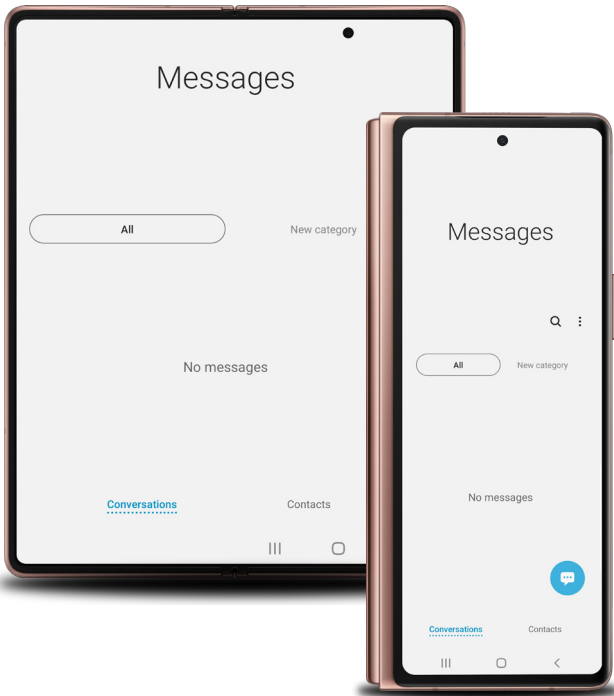


Need more help?
Swipe up for **Apps** > **AT&T** folder > **Device Help**

App continuity

Do more with App continuity. The app experience continues from the front screen to the large immersive display.

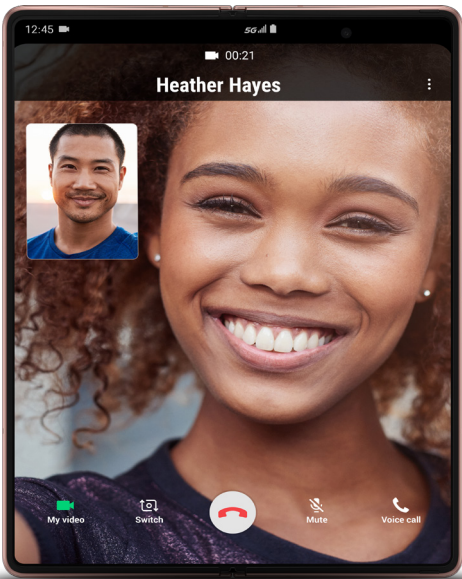
To select which apps you want to use on the front display when the device is closed, tap **Settings** > **Display** > **Continue apps on front screen**.



See more with AT&T video call

One-touch video calling built into your smartphone, no app to download, no separate account to configure, and no password to enter.

- Simply tap **Video Call** on the dialer or in your contacts.
- Switch between HD voice and video at any time during a call.



For more info, visit att.com/videoall

Wireless PowerShare

Wirelessly charge compatible devices right from your phone.

1. Drag the Status bar down to display the Notification panel.
2. Touch and drag — to access all Quick Settings options.
3. Tap **Wireless PowerShare**.
4. With your phone face down, place the compatible device on the back of your phone to charge.




Wireless PowerShare works with most Qi-certified devices. Requires minimum 30% battery to share. Speed and power efficiency of charge varies by device. May not work with some accessories, covers, or other manufacturer's devices. If you have trouble connecting or charging is slow, remove any cover from each device. May affect call reception or data services, depending on your network environment.

Take brilliant shots

From the **Camera** app, in **Camera modes** tap **MORE** to open the following features and more.

AR Zone

Create and customize an animated emoji that looks like you.



Night mode

Capture photos in very low lighting conditions.

Single take photo

Capture a scene in a series of pictures and short videos.

Ultra-wide

Fit everyone and the scenery in the photo. Tap and then to capture.