

SAMSUNG Galaxy S20 FE 5G



Let's get started

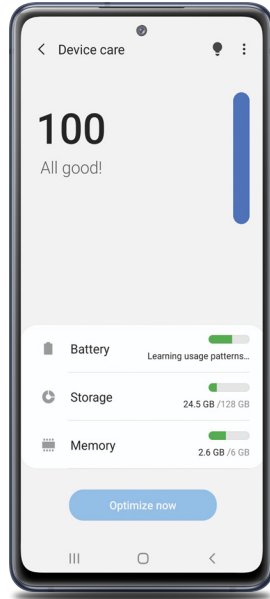


Contains Li-ion battery - recycle or dispose of properly. AT&T Eco Rating 2.0 only applies to smartphone. For limited factors evaluated visit att.com/EcoSpace. Wireless Emergency Alerts is a registered Trademark and Service Mark of CTIA - The Wireless Association. Req's a compatible plan for 5G connection. Limited AT&T 5G availability. May not be available in your area. Learn more at att.com/5Gforyou. Samsung Electronics America, Inc. Samsung, Galaxy S, are all trademarks of Samsung Electronics Co., Ltd. Android is a trademark of Google LLC. © 2020 AT&T Intellectual Property. All rights reserved. AT&T, the AT&T logo and all other AT&T marks contained herein are trademarks of AT&T Intellectual Property and/or AT&T. Images shown are for reference only.



Optimize the battery

From the Home screen, swipe up for **Apps**, and then tap **Settings** > **Device care** > **Optimize now** to optimize battery life.



What's in the box?

- Galaxy S20 FE 5G
- SIM Card
- Wall Charger
- Quick Reference Guide
- Terms and Conditions

Useful apps*

- AT&T Call Protect**
Tired of nuisance calls? Take more control with automatic fraud blocking and suspected spam warnings.
- AT&T DriveMode**
Help avoid distractions while driving. Silence incoming text alerts.
- AT&T ProTech**
Have a question, call or chat with a live AT&T ProTech support expert.
- AT&T Smart Wi-Fi**
Find and auto-connect to available hotspots.
- AT&T Secure Family**
Take your family's safety to the next level. Know where your kids are, manage their screen time and more.
- AT&T Mobile Security**
Helps protect against threats that can compromise your personal information.


* Compatible device and subscription may be required. Data and messaging rates may apply. For more app information, visit att.com/apps.

Find more information

- Manage Your Account with myAT&T**
 - On your phone: **Apps** > **AT&T** folder > **myAT&T**
 - On the web: att.com/myATT
- Compatible device and online account required. Data and messaging rates may apply for download and app usage.
- Need More Help?**
 - On your phone: **Apps** > **AT&T** folder > **Device Help**
 - On the web: att.com/DeviceHowTo
- Give us a Call**
 - 611 from any AT&T wireless phone
 - 800.331.0500
- Device Protection**
Remember to protect your device against loss, theft and damage. Learn more at att.com/protectyourdevice

- Samsung Care**
 - To access user manuals, tips, videos, and more at samsung.com/us/support.
 - For hardware or software support, call 800.726.7864 or for online support visit us at samsung.com/us/support/contact.
 - To find a repair center near you, visit support-us.samsung.com/cyber/locator/asc_locator.jsp

Your phone



Need more help?
Swipe up for **Apps**
AT&T folder > **Device Help**

Just swipe to access

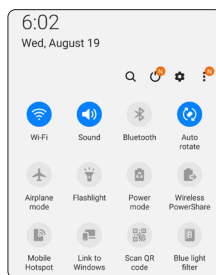
Your Apps

From the Home screen, swipe up.

Quick Settings

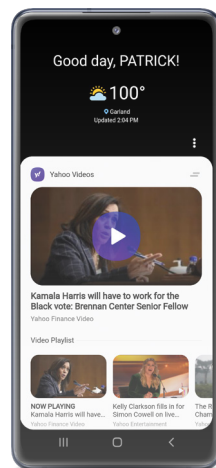
Drag the Status bar down to display the Notification panel.

Touch and drag to access all Quick Settings options.



Samsung Daily

From the Home screen, swipe left to right to see the content that Samsung Daily has prepared for you.



Wireless PowerShare

Wirelessly charge compatible devices right from your device.

1. Drag the Status bar down to display the Notification panel.
2. Touch and drag to access all Quick Settings options.
3. Tap **Wireless PowerShare** .
4. With your phone face down, place the compatible device on the back of your phone to charge.


Wireless PowerShare works with most Qi-Certified devices. Requires minimum 30% battery to share. Speed and power efficiency of charge varies by device. May not work with some accessories, covers, or other manufacturer's devices. If you have trouble connecting or charging is slow, remove any cover from each device. May affect call reception or data services, depending on your network environment.

Take brilliant shots

From the **Camera** app, in **Camera modes** tap **MORE** to open the following features and more.

AR Zone

Create and customize an animated emoji that looks like you.



Night mode

Tap to capture photos in very low lighting conditions.

Single take photo

Tap to capture a scene in a series of pictures and short videos.

Ultra-wide

Ultra-wide fits everyone and the scenery in the photo.

From the viewfinder, tap and then tap to capture.

Manage camera settings



1. **Tool Panel:** Customize camera settings.
2. **Zoom:** Tap to select a zoom option.
3. **Camera modes:** Change shooting modes.
4. **MORE:** Tap to launch additional features and options like AR ZONE, BIXBY VISION and more.

See more with AT&T Video Call

One-touch video calling built into your smartphone, no app to download, no separate account to configure, and no password to enter.

- Simply tap **Video Call** on the dialer or in your contacts.
- Switch between HD voice and video at any time during a call.



For more info visit att.com/videoecall