



## Quick Installation Guide



**TK-407K**

# Table of Contents

Español .....	1
1. Antes de iniciar .....	1
2. Cómo se instala .....	2
3. Operación .....	4
Troubleshooting .....	5

# 1. Antes de iniciar



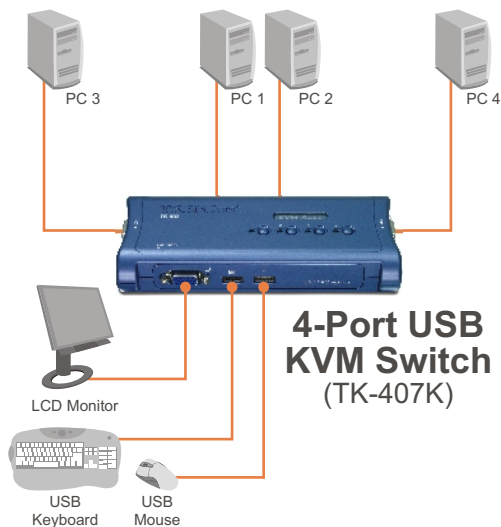
## Contenidos del paquete

- TK-407
- Guía de instalación rápida
- CD-ROM de la herramienta
- 2 juegos de cables KVM USB

## Requisitos del sistema

- Teclado USB tipo A
- Ratón USB tipo A
- Monitor compatible VGA o SVGA
- Windows 98SE/ME/2000/XP/2003, Linux y Mac OS

## Aplicación

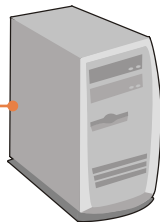


## 2. Cómo se instala

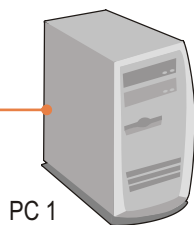
1. Apague ambos PCs y sus periféricos, y desconecte todos los cables de alimentación.

2. Conecte el teclado compartido, monitor y ratón al puerto consola del conmutador KVM.

3. Utilice los cables KVM proporcionados para conectar su PC al conmutador KVM.



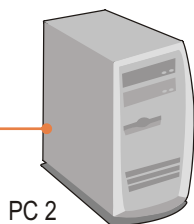
4. Encienda el primer PC y espere hasta que se inicie por completo.



5. Presione el botón del panel frontal del conmutador KVM para seleccionar el segundo PC. (Opcional)



6. Encienda el segundo PC y espere hasta que se inicie por completo.



**La instalación ha sido completada**

### 3. Operación

Nota: Para la conmutación del PC, puede usar los botones del panel frontal del conmutador KVM, una secuencia de comandos hot-key vía teclado o la Herramienta del Conmutador Cliente (sólo para Windows). Para más detalles sobre la Herramienta del Conmutador Cliente, por favor consulte el manual de la Herramienta del Conmutador Cliente en el CD-ROM.

#### Botones del panel frontal

Presione el botón del panel frontal correspondiente para seleccionar su PC.



#### Secuencia del comando de ejecución inmediata Hot-key

Después de pulsar la tecla ScrLk, dispone de 2 segundos para pulsar la tecla ScrLk otra vez. Si usted no pulsa una tecla en el plazo de 2 segundos, el conmutador saldrá del modo hotkey.

#### *Comando de ejecución inmediata Hot-key universal*

Comando	Hot-keys	Descripción
Seleccionar PC	ScrLk + ScrLk	Seleccione el canal PC activo, canal PC 1 o canal PC 2.

**Q1: Where is the power supply? I did not find one in the box.**

**A1:** The TK-407K does not require a power supply. It draws power from your computer's USB connection. As long as your KVM switch is connected to the USB port, it will receive the necessary power to function.

**Q2: I have the KVM switch connected properly, but my keyboard and mouse don't work.**

**A2:** First, make sure your computer's USB port is working properly by testing it with your other USB devices. Second, once you confirm that the computer's USB port is functional, please reboot all computers, and try to use the KVM switch again. Third, if your computer is running Windows 98SE, you may need to download and install the USB hot fix. Please go to this link for download and installation instructions: <http://support.microsoft.com/kb/q240075>. Once the hot fix is installed, follow the installation instructions in Section 2.

**Q3: Can I connect and disconnect the USB cables while the computers are turned on?**

**A3:** Yes, you can connect or disconnect the USB cables while the computers are turned on because the USB interface is Plug-and-Play and Hot-Pluggable.

**Q4: Will the KVM switch remember the keyboard settings between computers?**

**A4:** Yes, the KVM switch will remember the keyboard settings when switching between your computers. (i.e.: Cap lock, Num key, etc.)

**Q5: How do I switch from one computer to another with the KVM switch?**

**A5:** PC User: Push Buttons, Hot-Key Commands or Client Switching Software

Mac User: Push Buttons

Linux User: Universal Hot-Key Commands

If you still encounter problems or have any questions regarding the TK-407K, please contact TRENDnet's Technical Support Department.

## Certifications

This equipment has been tested and found to comply with FCC and CE Rules. Operation is subject to the following two conditions:

- (1) This device may not cause harmful interference.
- (2) This device must accept any interference received.  
Including interference that may cause undesired operation.



Waste electrical and electronic products must not be disposed of with household waste. Please recycle where facilities exist. Check with your Local Authority or Retailer for recycling advice.



**NOTE:** THE MANUFACTURER IS NOT RESPONSIBLE FOR ANY RADIO OR TV INTERFERENCE CAUSED BY UNAUTHORIZED MODIFICATIONS TO THIS EQUIPMENT. SUCH MODIFICATIONS COULD VOID THE USER'S AUTHORITY TO OPERATE THE EQUIPMENT.

## Limited Warranty

TRENDnet warrants its products against defects in material and workmanship, under normal use and service, for the following lengths of time from the date of purchase.

### TK-407K - 2 Years Warranty

If a product does not operate as warranted above during the applicable warranty period, TRENDnet shall, at its option and expense, repair the defective product or part, deliver to customer an equivalent product or part to replace the defective item, or refund to customer the purchase price paid for the defective product. All products that are replaced will become the property of TRENDnet. Replacement products may be new or reconditioned.

TRENDnet shall not be responsible for any software, firmware, information, or memory data of customer contained in, stored on, or integrated with any products returned to TRENDnet pursuant to any warranty.

There are no user serviceable parts inside the product. Do not remove or attempt to service the product by any unauthorized service center. This warranty is voided if (i) the product has been modified or repaired by any unauthorized service center, (ii) the product was subject to accident, abuse, or improper use (iii) the product was subject to conditions more severe than those specified in the manual.

Warranty service may be obtained by contacting TRENDnet office within the applicable warranty period for a Return Material Authorization (RMA) number, accompanied by a copy of the dated proof of the purchase. Products returned to TRENDnet must be pre-authorized by TRENDnet with RMA number marked on the outside of the package, and sent prepaid, insured and packaged appropriately for safe shipment.



WARRANTIES EXCLUSIVE: IF THE TRENDnet PRODUCT DOES NOT OPERATE AS WARRANTED ABOVE, THE CUSTOMER'S SOLE REMEDY SHALL BE, AT TRENDnet'S OPTION, REPAIR OR REPLACEMENT. THE FOREGOING WARRANTIES AND REMEDIES ARE EXCLUSIVE AND ARE IN LIEU OF ALL OTHER WARRANTIES, EXPRESSED OR IMPLIED, EITHER IN FACT OR BY OPERATION OF LAW, STATUTORY OR OTHERWISE, INCLUDING WARRANTIES OF MERCHANTABILITY AND FITNESS FOR A PARTICULAR PURPOSE. TRENDnet NEITHER ASSUMES NOR AUTHORIZES ANY OTHER PERSON TO ASSUME FOR IT ANY OTHER LIABILITY IN CONNECTION WITH THE SALE, INSTALLATION MAINTENANCE OR USE OF TRENDnet'S PRODUCTS.

TRENDnet SHALL NOT BE LIABLE UNDER THIS WARRANTY IF ITS TESTING AND EXAMINATION DISCLOSE THAT THE ALLEGED DEFECT IN THE PRODUCT DOES NOT EXIST OR WAS CAUSED BY CUSTOMER'S OR ANY THIRD PERSON'S MISUSE, NEGLIGENCE, IMPROPER INSTALLATION OR TESTING, UNAUTHORIZED ATTEMPTS TO REPAIR OR MODIFY, OR ANY OTHER CAUSE BEYOND THE RANGE OF THE INTENDED USE, OR BY ACCIDENT, FIRE, LIGHTNING, OR OTHER HAZARD.

LIMITATION OF LIABILITY: TO THE FULL EXTENT ALLOWED BY LAW TRENDnet ALSO EXCLUDES FOR ITSELF AND ITS SUPPLIERS ANY LIABILITY, WHETHER BASED IN CONTRACT OR TORT (INCLUDING NEGLIGENCE), FOR INCIDENTAL, CONSEQUENTIAL, INDIRECT, SPECIAL, OR PUNITIVE DAMAGES OF ANY KIND, OR FOR LOSS OF REVENUE OR PROFITS, LOSS OF BUSINESS, LOSS OF INFORMATION OR DATA, OR OTHER FINANCIAL LOSS ARISING OUT OF OR IN CONNECTION WITH THE SALE, INSTALLATION, MAINTENANCE, USE, PERFORMANCE, FAILURE, OR INTERRUPTION OF THE POSSIBILITY OF SUCH DAMAGES, AND LIMITS ITS LIABILITY TO REPAIR, REPLACEMENT, OR REFUND OF THE PURCHASE PRICE PAID, AT TRENDnet'S OPTION. THIS DISCLAIMER OF LIABILITY FOR DAMAGES WILL NOT BE AFFECTED IF ANY REMEDY PROVIDED HEREIN SHALL FAIL OF ITS ESSENTIAL PURPOSE.

Governing Law: This Limited Warranty shall be governed by the laws of the state of California.

AC/DC Power Adapter, Cooling Fan, and Power Supply carry 1 Year Warranty



## TRENDnet Technical Support

### US • Canada

**Toll Free Telephone:** 1(866) 845-3673

24/7 Tech Support



### Europe (Germany • France • Italy • Spain • Switzerland • UK)

**Toll Free Telephone:** +00800 60 76 76 67

English/Espanol - 24/7

Francais/Deutsch - 11am-8pm, Monday - Friday MET

### Worldwide

**Telephone:** +[31] (0) 20 504 05 35

English/Espanol - 24/7

Francais/Deutsch - 11am-8pm, Monday - Friday MET

## Product Warranty Registration

Please take a moment to register your product online.

Go to TRENDnet's website at <http://www.trendnet.com>

**TRENDnet**  
3135 Kashiwa Street  
Torrance, CA 90505  
USA