

HTC Desire 626

Inserting your nano SIM and microSD cards

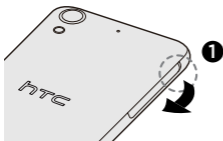
IMPORTANT:

Use a standard nano SIM only.

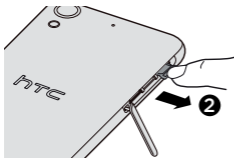
Don't cut a micro SIM or regular SIM card and insert it into the nano SIM slot. It's thicker than the standard nano SIM card and may get stuck in the slot.

The back cover and battery are not removable.

Don't pry the back cover open or remove the battery by force. This will invalidate the warranty.

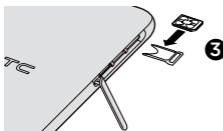


1. Make sure your phone is off and is facing *down*. Open the slot cover with your thumb or finger.



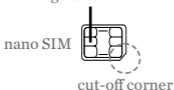
2. Remove the nano SIM tray. To remove the tray, insert your fingernail in the small groove in the tray and then pull the tray out.

Note: Don't throw away the tray.



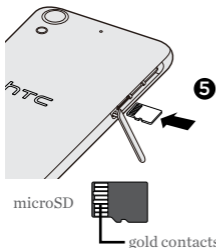
3. Place your nano SIM card into the tray with the gold contacts facing *up* and the cut-off corner facing *out*.

gold contacts






4. When reinserting the nano SIM tray, make sure it is facing **up** so that the nano SIM card doesn't fall out. Slide the tray all the way into the slot.



5. Insert your microSD™ card into the bottom slot, with the gold contacts facing **up** and towards the slot. Slide the card all the way in until it clicks into place.
6. To close the slot cover, slide the plastic hinge into the side and press the cover until it clicks into place.

— Want some guidance on using your phone?

On your phone, check out our friendly walkthroughs and self-help in troubleshooting basic problems with the HTC Help app. From the Home screen, tap , and then find and tap **Help**.

Or go to www.htc.com/support/ to find tutorials, the user guide, FAQs, latest news, and more. Please also read the Safety and regulatory guide that's included in the box.

© 2015 HTC Corporation. All rights reserved.

HTC, the HTC logo, HTC Desire, and HTC Sense are trademarks of HTC Corporation

microSD is a trademark of SD-3C LLC.

All other company, product and service names mentioned herein are trademarks, registered trademarks or service marks of their respective owners.

htc.com