

# Quick Reference Guide

## My carrier

This guide provides you with the information you need to get started. For more information and additional support, please visit [T-Mobile.com/support](https://www.t-mobile.com/support) where you can:

- Register at [my.t-mobile.com](https://my.t-mobile.com) to check your minutes, pay your bill, upgrade your tablet, and change your rate plan.
- Review your device's User Manual and troubleshooting FAQs.
- View the latest troubleshooting solutions in the Support Forums or ask a question of your own.

Access account information:

1. From a Home screen swipe up, and then tap **T-Mobile**.
2. Choose from an available category.

Service or use is your agreement to T-Mobile's Terms and Conditions. T-Mobile requires Arbitration of Disputes unless, for new customers, you opt-out within 30-days, or for existing customers, you previously opted-out. Failure to activate service within 30-days from purchase will also be considered acceptance. For details, see T-Mobile's Terms and Conditions at [T-Mobile.com/terms-conditions](https://www.t-mobile.com/terms-conditions).

## Samsung Care

### Samsung Premium Care

Pick the time and place and a team member will meet you to set up, troubleshoot, repair, or replace your product. Visit [Samsung.com/us/support/premium-care](https://www.samsung.com/us/support/premium-care) to enroll.

### Get to know your product

Visit [Samsung.com/us/support](https://www.samsung.com/us/support) or download the **Samsung Members** app



### Contact us

#### Questions?

Visit [us.community.samsung.com](https://www.us.community.samsung.com) for questions

#### Get Support

Call 1.800.SAMSUNG for support

#### Service locations

Find a service location near you at [Samsung.com/us/support/service/locations](https://www.samsung.com/us/support/service/locations)

### Learn more



## About your tablet



Use only Samsung approved charging devices and accessories.


## Samsung account

Get the most out of your tablet, by setting up your Samsung account.

You can sign in to an existing Samsung account, create an account, or sign up with an existing Google account.

Once your account is setup, you can

- Set up repair calls
- Back up your tablet
- Restore your tablet and more



### For more information

[Samsung.com/us/support/account](https://www.samsung.com/us/support/account)

## Don't lose a thing

Whether you are coming from an iOS or Android platform, you can easily transfer your data with Smart Switch.

### Back up your old tablet

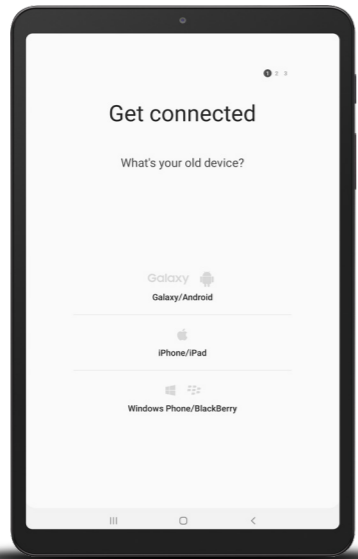
Backup your old tablet using your favorite back up app.

### Samsung Smart Switch

1. From your new Galaxy device, tap **Settings > Accounts and backup > Smart Switch**.
2. Tap **Receive data**.
3. Tap **Cable** (Android) or **Wireless** (Android and iOS) and follow the prompts to connect your tablets.

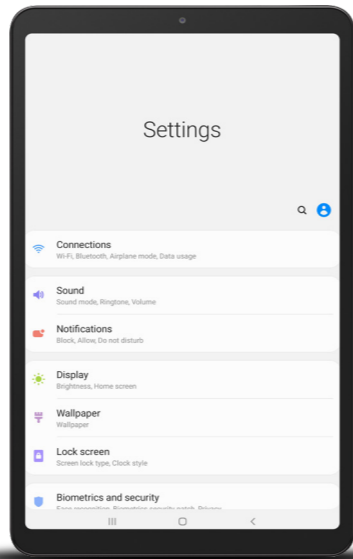
#### For more information

[Samsung.com/us/smart-switch](https://samsung.com/us/smart-switch)



## Customize

Tap **Settings** to customize your tablet.



## Essential apps



### Google Duo

Simple, high quality video calling for smartphones, tablets, computers and smart displays.



### Google Photos

Store and back up your photos and videos automatically to your Google Account with Google Photos™.



### Google Drive

Store, share and access your files from any device.

#### For more information

Google Duo: [duo.google.com](https://duo.google.com)

Google Photos: [support.google.com/photos](https://support.google.com/photos)

Google Drive: [support.google.com/drive](https://support.google.com/drive)

## Legal

### APPROVED FIRMWARE VERSIONS

This device will only operate with firmware versions that have been approved for use by T-Mobile and the device manufacturer. If unauthorized firmware is placed on the device it will not function.

### INFORMATION ABOUT SAFEGUARDING TABLETS

T-Mobile encourages customers to take appropriate measures to secure their handsets and invites them to take advantage of the features available on this handset to help secure it from theft and/or other unauthorized access and use. This handset has a locking function (e.g., user-defined codes or patterns) that can serve as a first line of defense against unauthorized use or access to stored information. Preloaded security applications that allow customers to track or locate misplaced devices can be found on several T-Mobile devices. Lost or stolen devices should be immediately reported to T-Mobile so that proper measures can be taken to protect accounts. For additional information, visit: [T-Mobile.com/devicesecurity](https://T-Mobile.com/devicesecurity) and [t-mobile.com/responsibility/privacy/privacy-choice/protecting-yourprivacy](https://t-mobile.com/responsibility/privacy/privacy-choice/protecting-yourprivacy).

### ADDITIONAL INFORMATION

Use of some content or features may require qualifying service, or access to a Wi-Fi connection. Coverage not available in some areas.

See [Terms and Conditions \(including arbitration provision\)](https://T-Mobile.com/termsandconditions) at [T-Mobile.com](https://T-Mobile.com), for rate plan information, charges for features and services, and restrictions and details.

©2020 Samsung Electronics America, Inc. Samsung and Galaxy Tab A are both trademarks of Samsung Electronics Co., Ltd. T-Mobile and the magenta color are trademarks of Deutsche Telekom AG. Other company and product names mentioned herein may be trademarks of their respective owners. Screen images simulated. Appearance of tablet may vary. Images shown are for reference only.