

# SAMSUNG Galaxy Fold



## Let's get started



**AT&T 5-Star  
Eco-Rating 2.0**  
att.com/ecospace



Contains Li-ion battery - recycle or dispose of properly. AT&T Eco Rating 2.0 only applies to smartphone. For limited factors evaluated visit [att.com/EcoSpace](http://att.com/EcoSpace). Wireless Emergency Alerts is a registered Trademark and Service Mark of CTIA - The Wireless Association. LTE is a trademark of ETSI. 4G LTE not available everywhere.

Samsung Electronics America, Inc. Samsung, Galaxy Fold, and Galaxy Buds, are all trademarks of Samsung Electronics Co., Ltd. Bluetooth is a registered trademark of Bluetooth SIG Inc. Android is a trademark of Google LLC. © 2019 AT&T Intellectual Property. All rights reserved. AT&T, the AT&T logo and all other AT&T marks contained herein are trademarks of AT&T Intellectual Property and/or AT&T.

**WARNING** Your device contains magnets. Keep a safe distance between your device and objects that may be affected by magnets such as credit cards and implantable medical device. If you have an implantable medical device, consult your physician before use.

This device is not water or dust resistant. Do not expose to liquids or small particles.

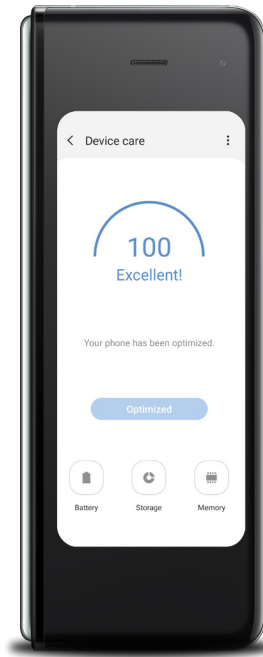
Do not press the screen with a hard or sharp object, such as a pen or fingernail, or apply excessive pressure.

When folding the device, do not place any objects, such as cards, coins, or keys, on the screen.



## Optimize the battery

From the Home screen, swipe up for **Apps**, and then tap **Settings** > **Device care** > **Optimize now**.



## Useful apps\*



### AT&T Call Protect

Tired of nuisance calls? Take more control with automatic fraud blocking and suspected spam warnings.



### AT&T DriveMode

Help avoid distractions while driving. Silence incoming text alerts.



### AT&T ProTech

Have a question? Call or chat with a live AT&T ProTech support expert.



### AT&T Smart Wi-Fi

Find and auto-connect to available hotspots.



### AT&T Secure Family

Take your family's safety to the next level.



### AT&T Mobile Security

Helps protect against threats that can compromise your personal information.

\* Compatible device and subscription may be required. Data and messaging rates may apply. For more app information, go to [att.com/apps](http://att.com/apps)

## What's in the box?

- Galaxy Fold
- Galaxy Buds
- Slim cover
- SIM card
- Wall/USB charger
- USB connector
- Quick Start Guide
- Terms and Conditions

## Find more information

### Manage your account with myAT&T

- On your phone: Swipe up for **Apps** > **AT&T** folder > **myAT&T**
- On the web: [att.com/myATT](http://att.com/myATT)

Compatible device and subscription may be required. Data and messaging rates may apply. For more app information, go to [att.com/apps](http://att.com/apps)

### Need more help?

- On your phone: Swipe up for **Apps** > **Protection** folder > **Device Help**
- On the web: [att.com/DeviceHowTo](http://att.com/DeviceHowTo)

### Give us a call

- 611 from any AT&T wireless phone
- 800.331.0500

### Device Protection

Remember to protect your device against loss, theft and damage. Learn more at [att.com/protectyourdevice](http://att.com/protectyourdevice)

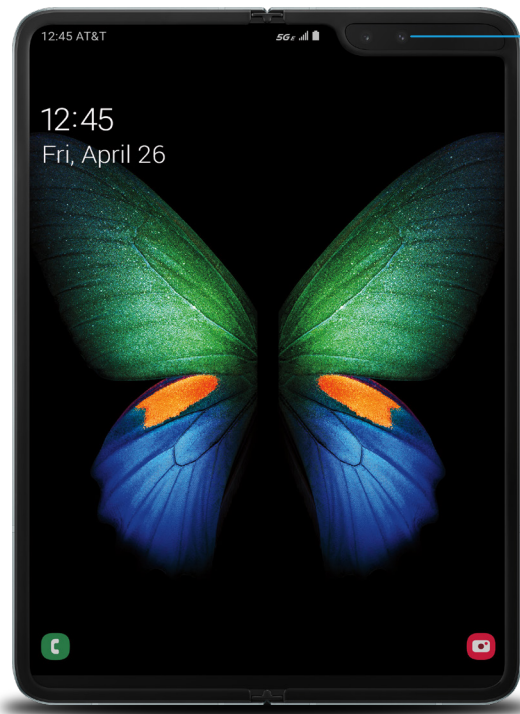
### Samsung Care

- To access user manuals, tips, videos, and more, visit [samsung.com/us/support](http://samsung.com/us/support)
- For hardware or software support, call 800.726.7864 or visit [samsung.com/us/support/contact](http://samsung.com/us/support/contact)
- To find a repair center near you, visit <https://www.samsung.com/us/support/service/locations>

## Your phone



Do not attach any adhesives such as films or stickers to the main screen or remove the top protective layer.



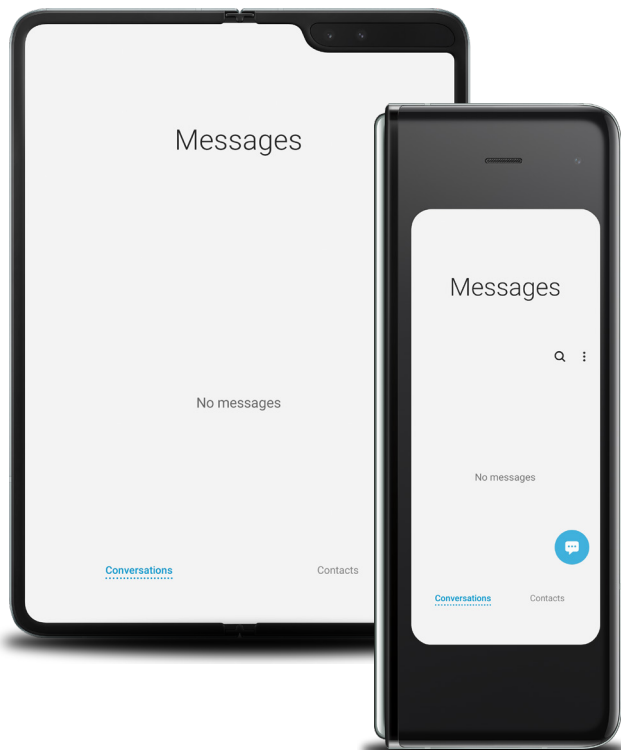
Camera

Volume

Need more help?  
Swipe up for **Apps** > **Protection** folder > **Device Help**


## App continuity

Do more with App continuity. The app experience continues from the front screen to the large immersive display.



## See more with AT&T video call

One-touch video calling built into your smartphone, no app to download, no separate account to configure, and no password to enter.



- Simply tap **Video Call**  on the dialer or in your contacts.
- Switch between HD voice and video at any time during a call.



For more info, visit [att.com/videoall](http://att.com/videoall)

## Wireless PowerShare


Wirelessly charge compatible devices right from your phone.

1. Drag the Status bar down to display the Notification panel.
2. Touch and drag  to access all Quick Settings options.
3. Tap **Wireless PowerShare** .
4. With your phone face down, place the compatible device on the back of your phone to charge.



Wireless PowerShare works with most Qi-certified devices. Requires minimum 30% battery to share. Speed and power efficiency of charge varies by device. May not work with some accessories, covers, or other manufacturer's devices. If you have trouble connecting or charging is slow, remove any cover from each device. May affect call reception or data services, depending on your network environment.

## Galaxy Buds

- Pair Samsung Galaxy Buds with your Galaxy Fold and go.
- With sound by AKG, Samsung Galaxy Buds provide a balanced and natural sound with superb dynamic range.
- Connect your buds using the **Galaxy Wearable** app .
- Once connected, use the app to view connection status, battery percentages, manage notifications, and customize various settings.

### Connect to your device

- Open the charging case to enter Bluetooth® pairing mode.
- When prompted by the app, tap **Connect** and follow the prompts to complete pairing.

### Charge your device

- Insert the buds into the charging case and close.
- The buds and the charging case are charged simultaneously.
- You can also charge the buds and charging case using a wireless charger.

