





# AVerVision M70


## Interactive Visualizer

Share the excitement of discovery in high definition with the AVerVision M70 visualizer. Explore every detail with its powerful 12X optical zoom and then use AVer's onboard annotation tools to interact, explain and guide students. From an A3-sized diagram to a small biological specimen, the visualizer's 5-megapixel sensor is able to relay smooth live images to HD displays with the convenience of HDMI support; what's more, these valuable learning experiences can be captured at 30fps with the one-touch recording feature. Let the vivid, high-definition images of an AVerVision M70 visualizer take you on countless educational journeys.



### Innovative onboard annotation tool

Quickly make digital notes on still images with a USB mouse and save them for future use or modification. Hand the mouse over to the students to create an added degree of excitement and interaction that will turn any activity into an instant class favorite.



### Smooth 30fps one-touch recording

All the sounds and excitement of live experiments, head-to-head debates and object examination are captured perfectly for future use both in class and at home through M70's lag-free 30fps recording directly to an SDHC card or USB flash drive.



### Powerful 12X optical zoom

Explore the fine detail of biological subjects and magnify the smallest grains with the microscope-like ability of M70's 12X optical zoom or see an object up to a whopping 192X magnification by taking advantage of M70's total zooming power.



### Full HD1080p output at 30fps

Display clear, vivid images to share the highest quality learning experiences with students through M70's full 1080p high-definition image output. Employ M70's standard HDMI connection to playback recorded audio as well as video.

## AVer Visualizer Software

Explore new possibilities with our A+ Suite visualizer software

- ▶ Integrate live visualizer images seamlessly into existing teaching material, while maintaining easy access to visualizer functions, like annotation and recording.
- ▶ Use OCR to scan, digitize and insert printed text directly into PowerPoint®, Word® and Excel®, or bring text to life with text-to-speech (TTS).
- ▶ Make the excitement of class accessible from home by quickly uploading visualizer images/recordings to YouTube, Facebook, Twitter, Picasa and more.
- ▶ Stream live video from a second visualizer, an AVer TabCam or a webcam over the video from your visualizer in picture-in-picture mode.
- ▶ Create your own media library full of recorded videos and captured images, then compare the saved images side-by-side with live images from a visualizer, AVer TabCam and/or webcam.
- ▶ View and adjust live visualizer images directly via an interactive whiteboard (IWB).



# AVerVision M70

## Interactive Visualizer

product specifications		
image sensor	1/3" CMOS color image sensor	
total pixels	5M	
output resolution	full HD1080p (1920 x 1080)	
TV lines	1000 (max.)	
zoom	192X total zoom (12X optical zoom + 2X AVerZoom™ + 8X digital zoom)	
frame rate	30fps (max.)	
focus	auto / manual	
shooting area	larger than A3 landscape	
image rotation	electronic rotation 0° / 90° / 180° / 270° mechanical rotation -90° / 0° / 90°	
recording	yes (to SDHC card or USB flash drive)	
onboard annotation	yes (1024 x 768)	
internal storage	240 images (max.)	
external storage	SDHC (32GB max.) / USB flash drive (64GB max.)	
image effects	color / b&w / negative / mirror / freeze	
image adjustments (white balance / exposure)	auto / manual	
presentation tools	yes (Spotlight & Visor functions)	
split screen	yes (vertical & horizontal)	
picture-in-picture	yes	
display mode	sharp / graphic / motion / microscope / macro / infinite	
capture mode	single / continuous	
user profiles	up to 3	
timer	yes	
flicker filter control	yes (50/60Hz)	
remote control	yes	
light source	embedded LED lamp	
HDMI output	yes	
RGB I/O	1 in; 1 out (15-pins D-sub, pass through)	
composite video output	yes (NTSC or PAL)	
RS-232 port	yes (with composite / RS-232 adapter cable)	
mini USB 2.0 port	yes (PC camera / built-in image download)	
USB 2.0 port	yes (USB flash drive or mouse connection)	
audio input	built-in MIC; MIC in (3.5mm jack, pink)	
audio output	audio out (3.5mm jack, green)	
dimensions (W x H x D)	operating: 182 x 504 x 452 mm folded: 182 x 63 x 388 mm	
net weight	2.1kg (4.63lbs)	
power source	AC 100V~240V, 50/60Hz	
A+ Suite OS compatibility		
Windows® OS	Windows® XP (SP3), Windows® 7 (32/64-bit), Windows® 8 (32/64-bit)	
Mac OS	Mac OS X v10.6 Snow Leopard, Mac OS X v10.7 Lion, Mac OS X v10.8 Mountain Lion	
package content		
AVerVision M70 unit	composite / RS-232 Y cable	quick guide
remote control with batteries	mini USB cable	warranty card
power adapter (12V, 2A)	A+ Suite software CD	anti-glare sheet
RGB cable	user manual CD	carrying bag


### rear panel



### right panel




### left panel




### optional accessories



microscope adapter



security bracket



light box