


# Feature Packed, High Quality, Amazing Value: The Easy Choice



If you are looking for a high-quality digital display that is both full featured and offers incredible dynamic picture quality, the Toshiba TD-E EasySeries was designed to make your choice easy! These 1080p Full HD displays offer high brightness for attention-grabbing images, along with best-in-class functionality featuring portrait and landscape modes, tiling mode, USB media player, and RS232C, LAN and IR control. Plus, you can count on these true commercial-grade displays with failover support and a strong 3-year limited commercial warranty. All of this comes in a thin bezel design that fits into virtually any application.

- 43", 50", 55", and 65" Large-Format Screen Sizes

- 16/7 Commercial Operation

- 1080p Full HD Resolution

- Portrait and Landscape Orientation

- Bright 450 Nits

- Tiling Mode (5 x 5)

- RS232C, LAN and IR Control

- USB Media Player


- Failover Capability

- 3-Year Limited Commercial Warranty

# Quality Commercial Grade Displays for a Wide Variety of Applications

## Retail

Compelling digital signage requires dynamic displays that draw and maintain user attention. Whether it's an ad, a directory or a video, a clear, bright display increases its effectiveness. Toshiba has bright, robust displays that fit the needs of any retailer from large big-box chains to small single-store operations.



## Corporate

Whether it's for your lobby where you want to create the right first impression, your boardroom to ensure an impactful presentation, or your office to effectively collaborate, Toshiba has the right display for each and every need across your enterprise.



## Education

Reach students and visitors across campus with vibrant displays in the student center, auditorium and gym. Then really connect with students in the classroom or laboratory with impactful displays that improve learning and retention. Toshiba's wide range of quality displays includes the right solution for every touch point.



## Restaurants/Bars

Gain your customer's attention and then keep it. Digital menu boards allow for eye-popping graphics and scheduled or live content adjustments to ensure you pique the customer's interest and drive sales. In a sit-down environment, Dynamic entertainment displays keep customers in their seats longer, further increasing your revenue opportunity. Toshiba has a variety of display solutions for QSR, fast casual and full-service restaurants to help you grow your business.



# Key Features

## True Commercial 16/7 Operation Digital Display

These robust displays were specifically designed for long hours of trouble-free operation in a commercial environment and also include a litany of commercial features.

## High Brightness (450 Nits)

Creates more compelling, dynamic images to better attract and maintain customers' attention in a variety of lighting environments.

## Landscape and Portrait Modes

Special heat-dispersion engineering allows the display to be placed in standard landscape mode, or vertical portrait mode, for maximum deployment flexibility.

## Tiling Mode with DVI IN/Out

Enables these displays to be daisy-chained together to form a large video wall with up to 25 displays, without a separate video controller.

## Failover Capability

If the main connected media player stops working, the system can automatically switch to an alternative source to maintain content display.

## USB Media Player

Display and schedule content without an external media player. Built-in USB Media Player CODECS Include:

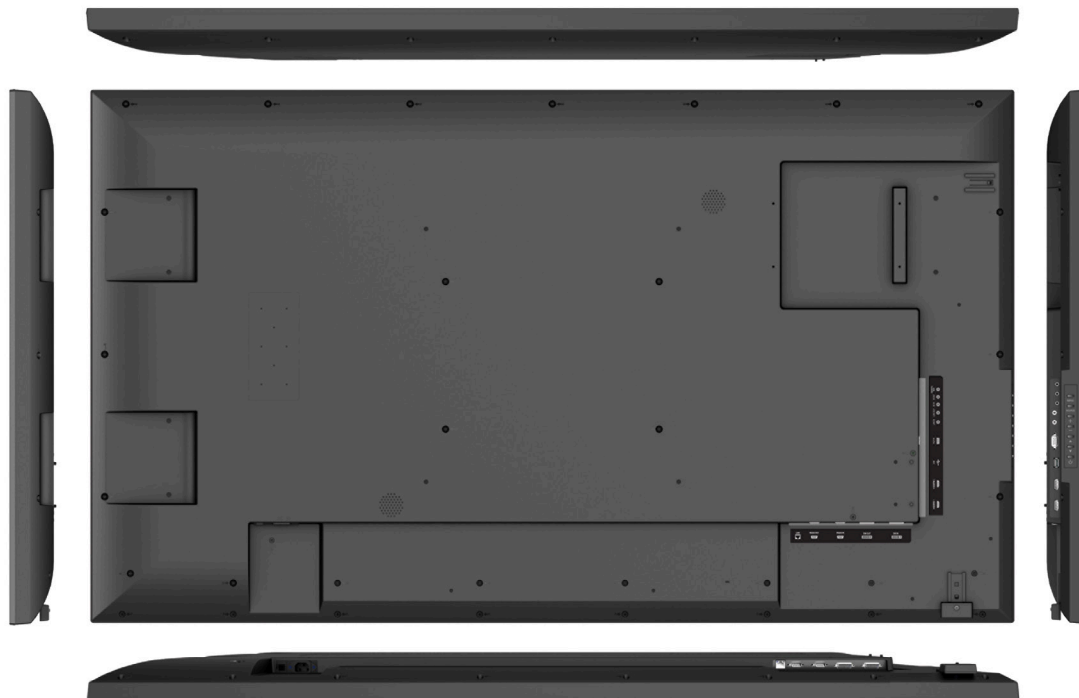
- **Video:** MPG, MPEG, VOB, AVI, MKV, MOV, MP4, H.264, TS, M2TS
- **Music:** MP3, M4A, AAC
- **Photo:** JPG, BMP, PNG

## Multiple External Control Options with RS232C, LAN and IR

Control display functions, and receive two-way control feedback, with RS232C and LAN control options. For more basic installations, you can also utilize the IR Port for control.

## 3-Year Limited Commercial Warranty:

Toshiba shows its dedication to quality with a strong 3-Year Limited Commercial Warranty. Add to that a dedicated, quick-response support line for commercial displays, and an advanced replacement service, and you can feel confident with Toshiba.



### Side

1. HDMI 1
2. HDMI 2
3. USB
4. VGA In
5. Line In (Mini)
6. Line Out (Mini)
7. AV In (Component / Composite Mini)
8. IR Out
9. IR In

### Bottom

1. LAN
2. RS232C Out
3. RS232C In
4. DVI Out
5. DVI In

## Technical Specifications Sheet

	TD-E432	TD-E502	TD-E552	TD-E652
<b>Display Orientation</b>	Landscape/Portrait	Landscape/Portrait	Landscape/Portrait	Landscape/Portrait
<b>Display Operation</b>	16 / 7	16 / 7	16 / 7	16 / 7
<b>Screen Size (Diagonal)</b>	43"	50"	55"	65"
<b>Panel</b>				
High Brightness	450 Nits	450 Nits	450 Nits	450 Nits
Type	Direct LED-Backlit LCD (VA)	Direct LED-Backlit LCD (VA)	Direct LED-Backlit LCD (VA)	Direct LED-Backlit LCD (VA)
Resolution (HxV)	1920 x 1080 (16x9)	1920 x 1080 (16x9)	1920 x 1080 (16x9)	1920 x 1080 (16x9)
Refresh Rate	60Hz	60Hz	60Hz	60Hz
Static Contrast Ratio	3,000:1	3,000:1	3,500:1	4,000:1
Viewing Angle	178°	178°	178°	178°
Response Time (G-G)	8ms	8ms	8ms	8ms
Display Colors	8 bit - 16.7 million	8 bit - 16.7 million	8 bit - 16.7 million	10 bit - 1.06 billion
<b>Tiling Mode</b>	(up to 5 x 5)	(up to 5 x 5)	(up to 5 x 5)	(up to 5 x 5)
<b>USB Media Player</b>	•	•	•	•
<b>Failover Capability</b>	•	•	•	•
<b>Built-In Speakers</b>	5w x 5w	5w x 5w	5w x 5w	5w x 5w
<b>Additional Features</b>				
Picture Modes	•	•	•	•
Aspect Modes	•	•	•	•
Six Color Adjustment	•	•	•	•
Adaptive Contrast	•	•	•	•
Noise Reduction	•	•	•	•
Remote Lock	•	•	•	•
Panel Lock	•	•	•	•
Scheduler	•	•	•	•
Power Management (Power-On Delay)	•	•	•	•
Power Management (Auto Off)	•	•	•	•
Picture Shift (Anti-Image Retention)	•	•	•	•
Self Diagnostic	•	•	•	•
<b>A/V Inputs</b>				
HDMI®	2	2	2	2
DVI	•	•	•	•
Component / Composite Video (Shared Mini)	•	•	•	•
VGA (15 Pin D-Sub)	•	•	•	•
Analog Audio Line In (Mini)	•	•	•	•
USB	•	•	•	•
<b>A/V Outputs</b>				
DVI	•	•	•	•
Analog Audio Line Out (Mini)	•	•	•	•
<b>External Control Ports</b>				
RS232C (In/Out)	•	•	•	•
LAN	•	•	•	•
IR Port (Mini In/Out)	•	•	•	•
<b>Matte Bezel Width (mm) Slim</b>	9.9 (T) / 12.2 (L/R) / 20.3 (B)	13.5 / 16.0	14.3 / 16.8	14.3 / 20.3
<b>Dimensions (WxHxD) (mm)</b>				
Display	967 x 568 x 70	1133 x 656 x 70	1246 x 719 x 69	1463 x 844 x 70
In Packaging	1090 x 675 x 226	1310 x 795 x 226	1375 x 835 x 226	1640 x 986 x 226
<b>Weight (lbs.)</b>				
Display	23.1	30.9	37.5	52.9
In Packaging	33.1	45.2	52.9	73.9
<b>VESA Standard Wall Mount Interface</b>	300 x 300 (M6)	400 x 400 (M6)	400 x 400 (M6)	400 x 400 (M6)
<b>3-Year Limited Commercial Warranty</b>	•	•	•	•
<b>Power Supply</b>	•	•	•	•
(AC 100 ~120 V, 200~240 V, ±10%, 50/60Hz)				
<b>Power Consumption (Standby / Typical / Max)</b>	<0.5W / 51.5W / 90W	<0.5W / 94.5W / 170W	<0.5W / 125W / 180W	<0.5W / 160W / 226W
<b>Operating Temperature Range</b>	Landscape: 32° F - 104° F Portrait: 32° F - 104° F	Landscape: 32° F - 104° F Portrait: 32° F - 104° F	Landscape: 32° F - 104° F Portrait: 32° F - 104° F	Landscape: 32° F - 104° F Portrait: 32° F - 104° F
<b>Operating Humidity Range</b>	20% - 80%	20% - 80%	20% - 80%	20% - 80%
<b>ENERGY STAR® 6.0 Compliant</b>	•	•	•	•
<b>RoHS Compliant</b>	•	•	•	•
<b>UPC Code</b>	889661003236	889661003243	889661003250	889661003267

Contact a Toshiba representative today: 844.344.DigSign or 844.344.7446 (Toll Free).  
Visit us on the web at [toshiba.com/us/digital-displays](http://toshiba.com/us/digital-displays).