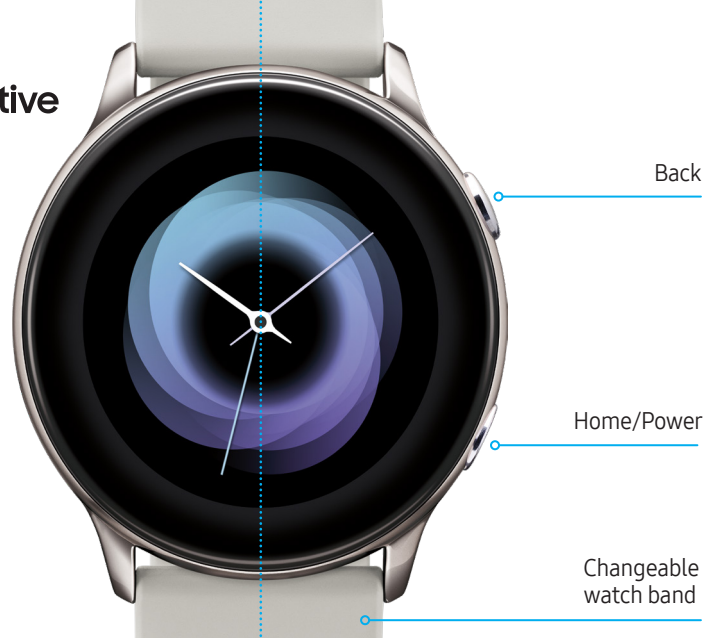


SAMSUNG
Galaxy Watch Active

**Quick
Start
Guide**



Charge

Charge your watch before using it



Navigate

Swipe the screen to:

- View notifications and widgets
- View the Quick Panel
- Navigate screens

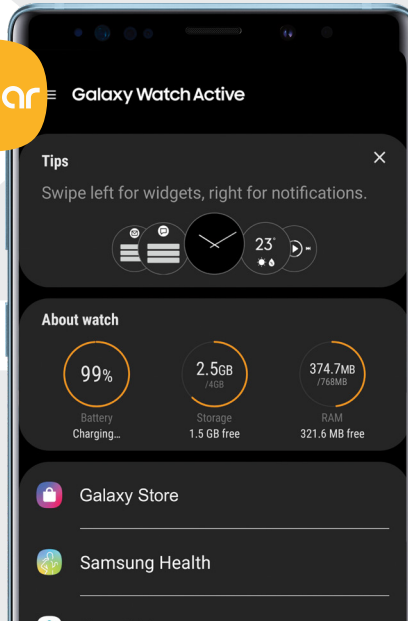


Tap to view more apps

Tap to open Recent app

From the watch screen, press to view apps or return to the watch screen

©2019 Samsung Electronics America, Inc. Samsung and Samsung Galaxy Watch are trademarks of Samsung Electronics Co., Ltd. Google Play Store is a trademark of Google LLC. Other company names, product names and marks are the property of their respective owners. Screen images simulated. Appearance of devices may vary.



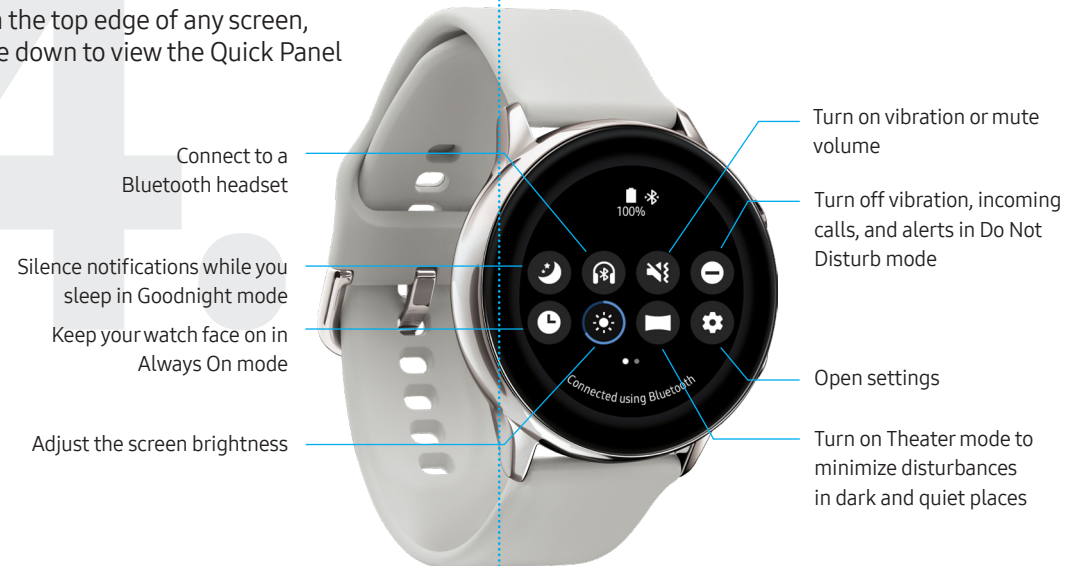
Connect

Visit Galaxy Store or the Google Play Store to install the Galaxy Wearable app to connect your watch and smartphone.

Open the app and follow the prompts to pair your watch to your smartphone.

Explore

From the top edge of any screen, swipe down to view the Quick Panel



Connect to a Bluetooth headset

Silence notifications while you sleep in Goodnight mode
Keep your watch face on in Always On mode

Adjust the screen brightness

Turn on vibration or mute volume

Turn off vibration, incoming calls, and alerts in Do Not Disturb mode

Open settings

Turn on Theater mode to minimize disturbances in dark and quiet places





Customize

Touch and hold the watch face and select a preloaded watch face or download a new one.

Tap **CUSTOMIZE** to create a custom watch face or download additional watch faces by rotating to the last screen and tapping Galaxy Store.



Calls

- Tap to make a call
 - Swipe to answer
 - Swipe to reject the call and send the call to voicemail
- Swipe up to open **Decline messages** to send the call to voicemail and respond with a preloaded or customized message

Find your device

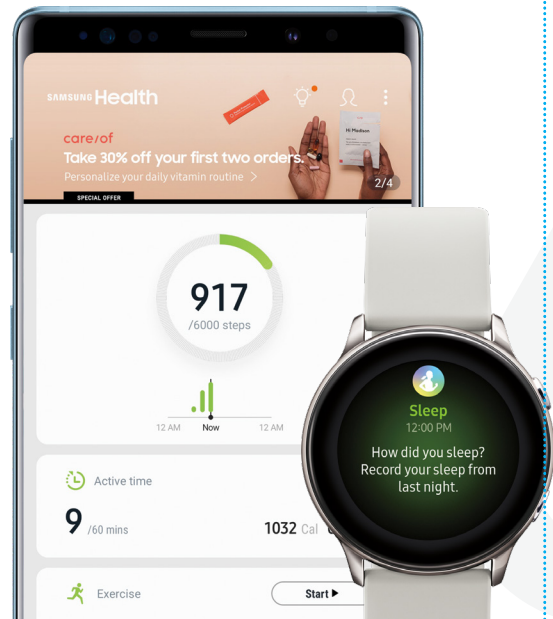
If you misplace your Galaxy Watch or the connected smartphone, you can use the Galaxy Wearable app to find it.

Find My Watch

From your smartphone, tap **Galaxy Wearable** > **Find My Watch** and tap **Start**

Find My Phone

From the watch, tap **Find My Phone** > **Start**



Useful apps

- Galaxy Store** Download apps optimized for your watch
- SmartThings** Control your smart devices and appliances from your watch
- Samsung Health** Help keep your body fit and healthy
- Bixby** Use your voice to check the weather, set an alarm and more

Visit samsung.com/us/support to learn more



Messages

- Create, view and reply to messages. Swipe up to reply with a preloaded quick response.
- Tap **Voice input** and speak your message
- Tap **Emoji** to select and send an emoji
- Tap to open **Handwriting** or **Keyboard** mode

